



**PARTS  
CATALOGUE  
CATALOGO  
DE REPUESTOS**

**F200FET'15** (6DA3)

**FL200FET'15** (6DB3)



1P6DA-200S1

( )

F200FET/FL200FET  
PARTS CATALOGUE  
©2015 by Yamaha Motor Co., Ltd.  
1st edition, June 2015  
All rights reserved.  
Any reprinting or unauthorized use  
without the written permission of  
Yamaha Motor Co., Ltd.  
is expressly prohibited.  
Printed in Japan.

F200FET/FL200FET  
CATALOGO DE REPUESTOS  
©2015 por Yamaha Motor Co., Ltd.  
1ª edición, junio 2015  
Todos los derechos reservados.  
Toda reproducción o uso no autorizado  
sin el consentimiento escrito de  
Yamaha Motor Co., Ltd.  
quedan expresamente prohibidos  
Impreso en Japón.

# FOREWORD

This Parts Catalogue is related to the parts for the model(s) on the cover page. When you are ordering replacement parts, please refer to this Parts Catalogue and quote both part numbers and part names correctly.

1. Modifications or additions which have been made after the issue of the Parts Catalogue will be announced in the Parts News.  
It is advisable that you make the necessary corrections to the Parts Catalogue according to the Parts News.

2. Abbreviations

The following abbreviations are used in this Parts Catalogue.

“UR” Use specified parts number.

“UN” Use as many as needed.

“AP” Alternate Parts

“LM” Locally Made (Parts need to be ordered locally)

“F#” Frame No. (Applicable machine No.)

“O/S” Over Size

3. The number of components for assembly

- Parts, which are to be supplied in an assembly, are listed with a dot (.) in front of the part name as shown below.
- The numeral appearing to the right of each component part indicates the quantity of parts for each assembly unit.

PART NO.	DESCRIPTION	Q'TY	REMARKS
2F5-83310-60	FRONT FLASHER LIGHT ASSY	2	
115-83311-60	.BULB (6V-18W)	1	

4. Applicable colours of graphics are represented in the “REMARKS” as shown below.

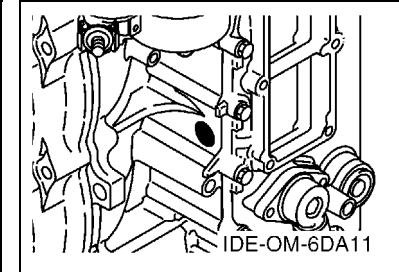
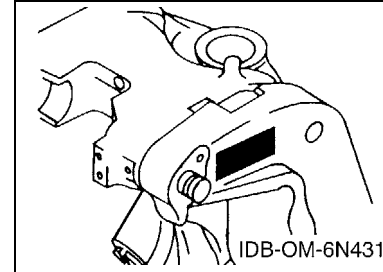
PART NO.	DESCRIPTION	Q'TY	REMARKS
2N4-24110-00-X5	FUEL TANK COMP.	2	MXR
3J1-24240-10	.GRAPHIC, FUEL TANK	1	FOR MXR

5. Note that the illustrations for reference in finding parts numbers are not to be used for assembling. When assembling, please use the applicable service manual.

6. The asterisk (\*) before a reference number indicates modified items after the first edition.

7. Applicable Serial No.

Engine Serial No.



8. Applicable Engine Starting Serial No.

Model	Serial No.	Model	Serial No.
F200F	6DA-1012632	FL200F	6DB-1001131

9. Applicable Colour Code

Abbreviation	Colour Name	Colour Code
DBN1	DARK BLUISH GRAY 1	008D

10. Quantity Column Information

Column No.	Name Of Q'ty Column	Applicable Model
1	6DA3	F200FET
2	6DB3	FL200FET

# PROLOGO

Este catálogo de repuestos corresponde a las piezas para el o los modelos que figuran en la página de portada. Al formular el pedido de repuestos, se ruega citar este catálogo y especificar correctamente el número y el nombre de las piezas.

- Las modificaciones y agregados que se hayan realizado después de la edición de este Catálogo de Repuestos, serán anunciados en las Informaciones de Recambios. Es recomendable que se hagan las correcciones necesarias en el Catálogo de Repuestos de acuerdo con las Informaciones de Recambios.

## 2. Abreviaciones

En este. Catálogo de Repuestos se emplean las siguientes abreviaciones.

“UR” Usar el número de partes especificado

“UN” Usar la cantidad necesaria

“AP” Piezas sustitutivas

“LM” Fabricación local (Hay que pedir los repuestos en las cercanías)

“F#” N° de bastidor (N° aplicable a la máquina)

“O/S” Sobredimensionado

## 3. La cantidad de componentes para el montaje

- Los componentes, suministrados como conjunto, se describen con un punto (.) que precede al nombre del parte como se indica a continuación.
- La numeración que aparece a la derecha de cada descripción indica la cantidad de partes por cada unidad de conjunto.

CODIGO N°	DESCRIPCION	CANT.	OBSERVACIONES
2F5-83310-60	ENSAMBLAJE DE LA LUZ	2	
115-83311-60	.BOMBILLA (6V-18W)	1	

## 4. Los colores de los componentes se indican como sigue en la columna de “OBSERVACIONES”.

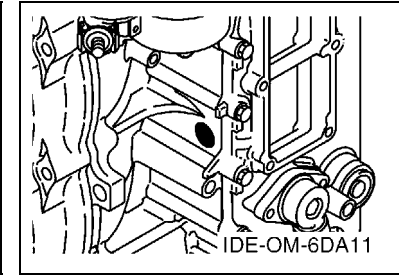
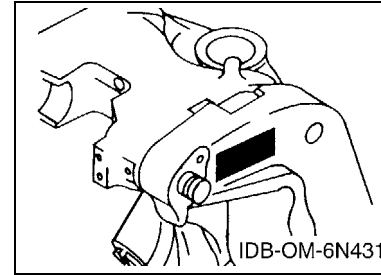
CODIGO N°	DESCRIPCION	CANT.	OBSERVACIONES
2N4-24110-00-X5	COMP. DEL TANQUE	2	MXR
3J1-24240-10	.GRAFICO, DEL TANQUE	1	PARA MXR

- Debe tenerse en cuenta que las ilustraciones sirven como guía para la búsqueda de los números de partes y no deben usarse para el montaje. Durante el montaje, se recomienda usar el manual de taller correspondiente.

- EL asterisco (\*) antes del número de referencia indica los elementos modificados después de la primera edición.

## 7. Números de serie

N° de Serie del motor



## 8. Números de serie del motor

Modelo	N° de serie	Modelo	N° de serie
F200F	6DA-1012632	FL200F	6DB-1001131

## 9. Códigos de color aplicables

Abreviatura	Nombre de color	Código de color
DBN1	DARK BLUISH GRAY 1	008D

## 10. Información para la columna de cantidades

Columna N°	Nombre de la columna de cantidades	Modelo aplicable
1	6DA3	F200FET
2	6DB3	FL200FET

# CONTENTS

SCHEDULED SERVICE PARTS .....	1
TOP COWLING .....	2
CYLINDER & CRANKCASE 1 .....	3
CRANKSHAFT & PISTON .....	5
CYLINDER & CRANKCASE 2 .....	6
CYLINDER & CRANKCASE 3 .....	7
CYLINDER & CRANKCASE 4 .....	9
VALVE .....	10
INTAKE 1 .....	13
INTAKE 2 .....	14
INTAKE 3 .....	16
FUEL INJECTION PUMP 1 .....	17
FUEL INJECTION PUMP 2 .....	19
FUEL 1 .....	20
FUEL 2 .....	21
GENERATOR .....	22
ELECTRICAL 1 .....	24
ELECTRICAL 2 .....	26
ELECTRICAL 3 .....	27
ELECTRICAL 4 .....	28
ELECTRICAL 5 .....	29
ELECTRICAL 6 .....	30
ELECTRICAL 7 .....	31
STARTING MOTOR .....	32
BOTTOM COWLING 1 .....	33
BOTTOM COWLING 2 .....	35
BOTTOM COWLING 3 .....	36
CONTROL .....	37
BRACKET 1 .....	39
BRACKET 2 .....	41
POWER TRIM & TILT ASSY 1 .....	43
POWER TRIM & TILT ASSY 2 .....	45
UPPER CASING .....	47
OIL PAN .....	49
LOWER CASING & DRIVE 1 .....	50
LOWER CASING & DRIVE 2 .....	54
LOWER CASING & DRIVE 3 .....	55
LOWER CASING & DRIVE 4 .....	59
STEERING GUIDE ATTACHMENT 1 .....	60
STEERING GUIDE ATTACHMENT 2 .....	61
REMOTE CONTROL BOX .....	62

REMOTE CONTROL ASSY 1 .....	63
REMOTE CONTROL ASSY 2 .....	66
REMOTE CONTROL ASSY 3 .....	69
METER 1 .....	72
METER 2 .....	73
SWITCH & PANEL 1 .....	74
SWITCH & PANEL 2 .....	75
OPTIONAL PARTS 1 .....	76
OPTIONAL PARTS 2 .....	77
OPTIONAL PARTS 3 .....	78
OPTIONAL PARTS 4 .....	79
OPTIONAL PARTS 5 .....	80
REPAIR KIT 1 .....	81
REPAIR KIT 2 .....	82

## INDEX

NUMERICAL INDEX .....	84
-----------------------	----

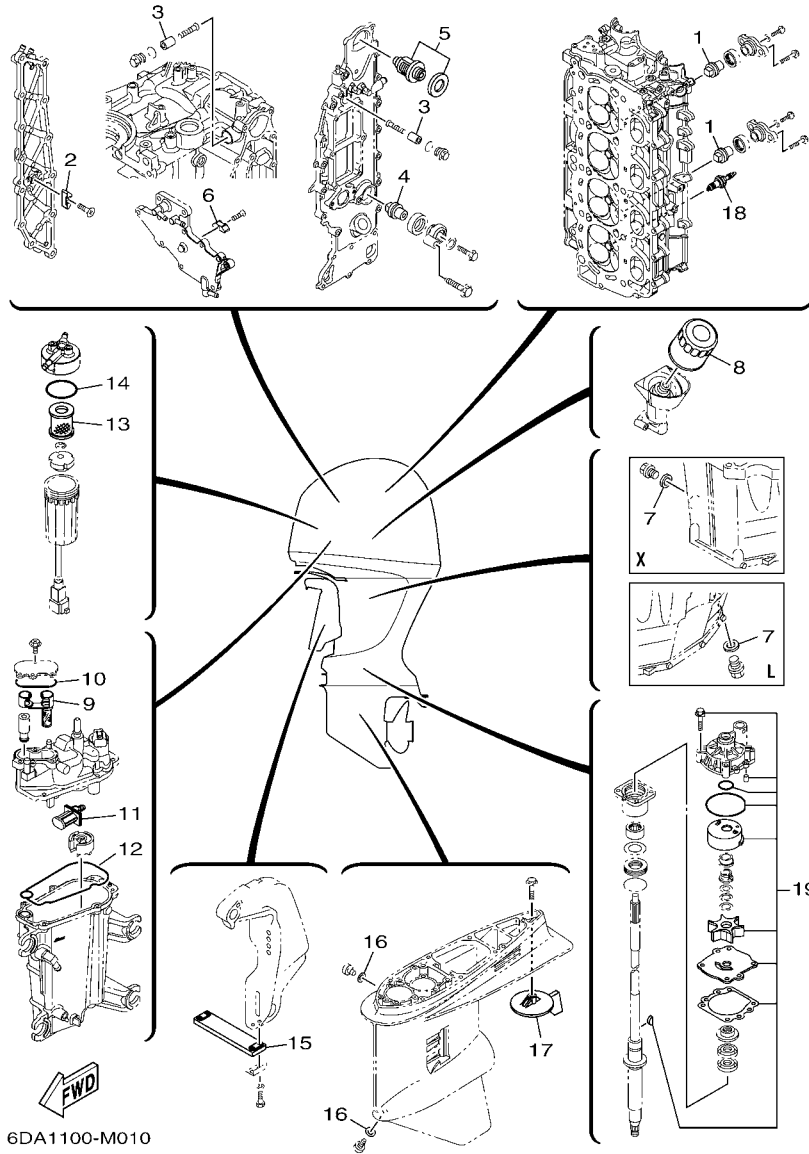
# CONTENIDO

PARTES DE REPUESTO TEMPORALES .....	1
SOPORTE SUPERIOR .....	2
CILINDRO & CARTER 1 .....	3
CIGUENAL & PISTON .....	5
CILINDRO & CARTER 2 .....	6
CILINDRO & CARTER 3 .....	7
CILINDRO & CARTER 4 .....	9
VALVULA .....	10
ADMISION 1 .....	13
ADMISION 2 .....	14
ADMISION 3 .....	16
BOMBA DE INYECTOR 1 .....	17
BOMBA DE INYECTOR 2 .....	19
COMBUSTIBLE 1 .....	20
COMBUSTIBLE 2 .....	21
GENERADOR .....	22
EQUIPO ELECTRICO 1 .....	24
EQUIPO ELECTRICO 2 .....	26
EQUIPO ELECTRICO 3 .....	27
EQUIPO ELECTRICO 4 .....	28
EQUIPO ELECTRICO 5 .....	29
EQUIPO ELECTRICO 6 .....	30
EQUIPO ELECTRICO 7 .....	31
MOTOR DE ARRANQUE .....	32
CUBIERTA INFERIOR 1 .....	33
CUBIERTA INFERIOR 2 .....	35
CUBIERTA INFERIOR 3 .....	36
CONTROL .....	37
SOPORTE 1 .....	39
SOPORTE 2 .....	41
COMPONER Y PODER VARILLA 1 .....	43
COMPONER Y PODER VARILLA 2 .....	45
FUNDA SUPERIOR .....	47
OIL PAN .....	49
IMPULSOR E INFERIOR 1 .....	50
IMPULSOR E INFERIOR 2 .....	54
IMPULSOR E INFERIOR 3 .....	55
IMPULSOR E INFERIOR 4 .....	59
ADITAMENTO GUIA DE GOBIERNO 1 .....	60
ADITAMENTO GUIA DE GOBIERNO 2 .....	61
CONTROL REMOTO COMPLETO .....	62

CONTROL REMOTO COMPL 1 .....	63
CONTROL REMOTO COMPL 2 .....	66
CONTROL REMOTO COMPL 3 .....	69
MEDIDOR 1 .....	72
MEDIDOR 2 .....	73
PANEL DE INTERRUPTOR 1 .....	74
PANEL DE INTERRUPTOR 2 .....	75
PARTES OPCIONALES 1 .....	76
PARTES OPCIONALES 2 .....	77
PARTES OPCIONALES 3 .....	78
PARTES OPCIONALES 4 .....	79
PARTES OPCIONALES 5 .....	80
ESTUCHE REPARATION 1 .....	81
ESTUCHE REPARATION 2 .....	82

## INDICE

INDICE NUMERICO .....	84
-----------------------	----



6DA1100-M010

FIG. 1 SCHEDULED SERVICE PARTS PARTES DE REPUESTO TEMPORALES

REF. NO.	PART NO. CODIGO Nº	DESCRIPTION DESCRIPCION	6DA3	6DB3		REMARKS OBSERVACIONES
1	67F-11325-01	ANODE ANODO	2	2		
2	6E5-11325-00	ANODE ANODO	1	1		
3	68T-11325-00	ANODE ANODO	2	2		
4	67F-11325-01	ANODE ANODO	1	1		
5	6DA-12411-00	THERMOSTAT TERMOSTAT	1	1		
6	6E5-11325-00	ANODE ANODO	1	1		
7	90430-14M09	GASKET JUNTA	1	1		
8	69J-13440-03	ELEMENT ASSY, OIL CLEANER ELEMENTO FILTRO DE ACEITE	1	1		
9	6CB-24501-01	FILTER, FUEL FILTRO	1	1		
10	6CB-13016-00	O-RING ANILLO O	1	1		
11	63P-13915-00	FILTER FILTRO	1	1		
12	6CB-14984-00	GASKET, FLOAT CHAMBER EMPAQUE CAMARA DE BOIA	1	1		
13	6P3-24563-01	ELEMENT, FILTER ELEMENTO DEL FILTRO	1	1		
14	6P3-24564-00	GASKET EMPAQUE	1	1		
15	6AW-45251-00	ANODE CATODE	1	1		
16	90430-08020	GASKET JUNTA	2	2		
17	6J9-45371-01 6K1-45371-02	TAB-TRIM QUILLA ESTABILIZADOR TAB-TRIM QUILLA ESTABILIZADOR	1	1		
18	94702-00400	PLUG, SPARK (NGK LFR6A-11) BUJIA (NGK LFR6A-11)	4	4		
19	61A-W0078-A3	WATER PUMP REPAIR KIT ESTUCHE REPARACION BOMBA AGUA	1	1		

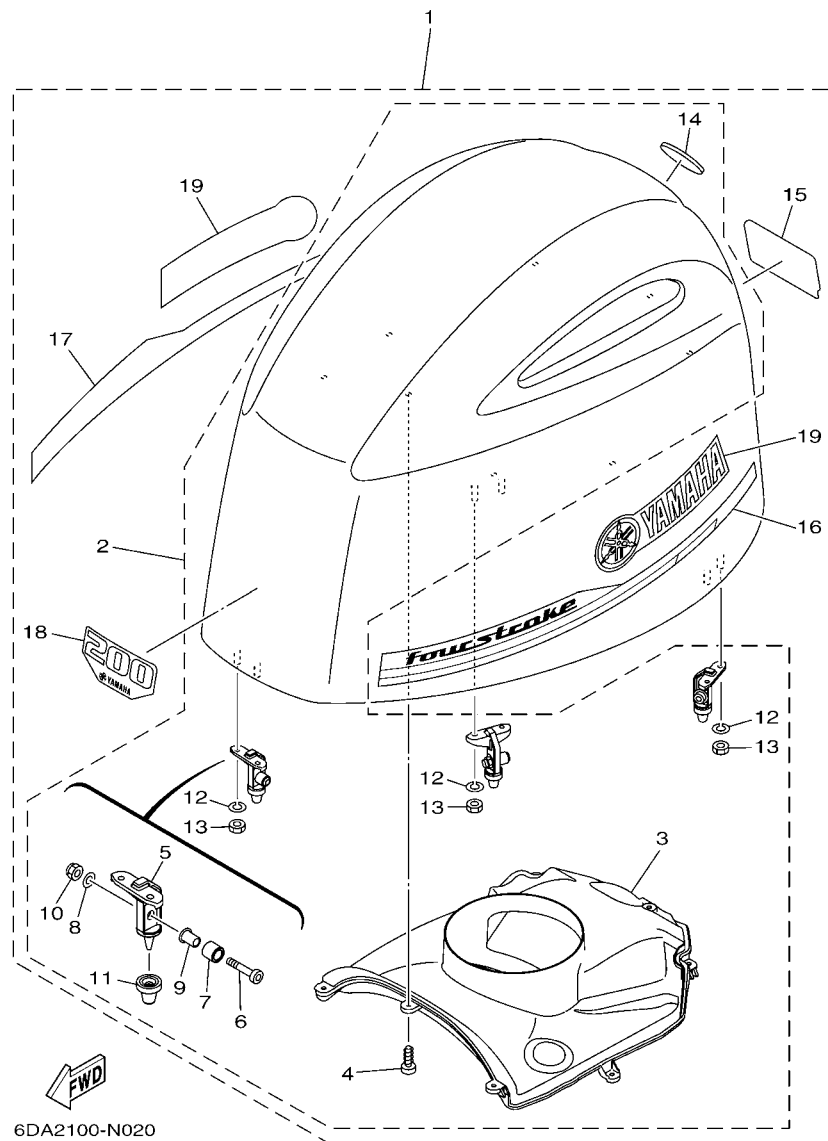
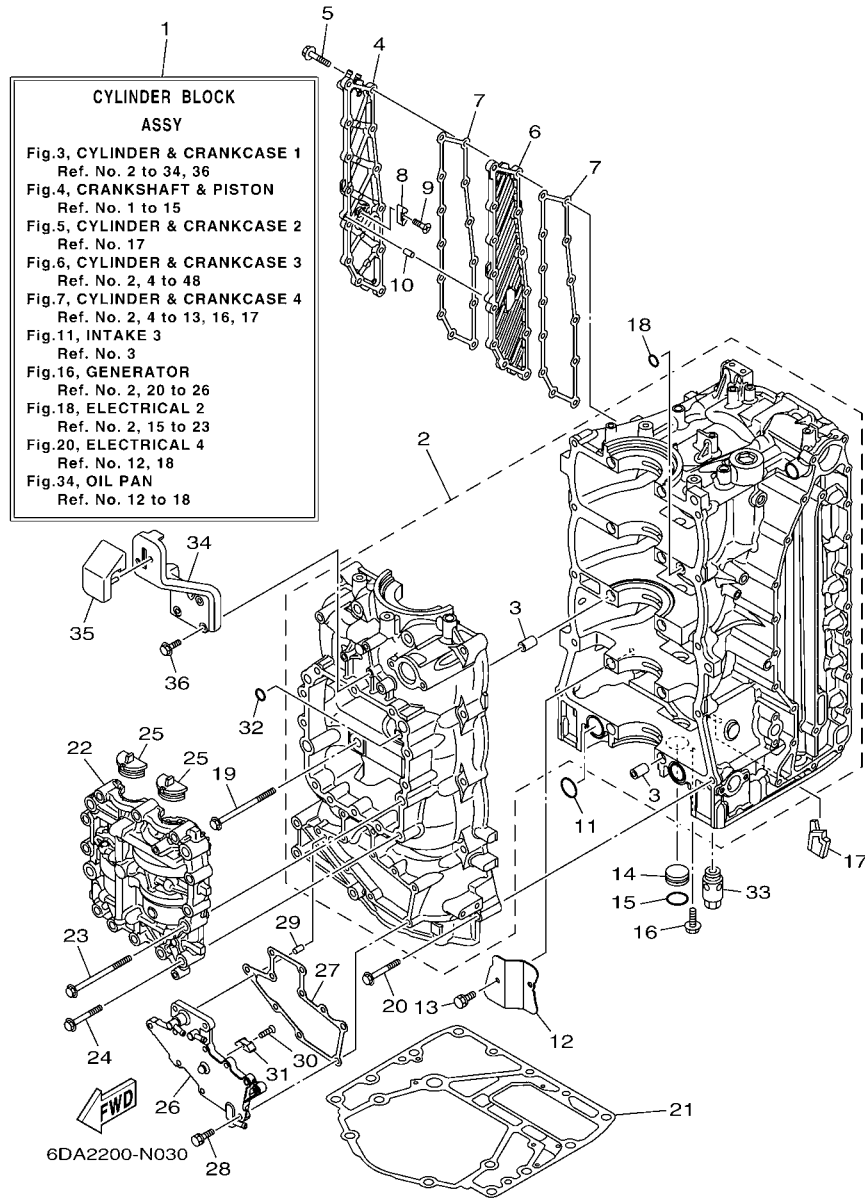


FIG. 2 TOP COWLING

SOPORTE SUPERIOR

REF. NO.	PART NO. CODIGO Nº	DESCRIPTION DESCRIPCION	6DA3	6DB3		REMARKS OBSERVACIONES
1	6DA-42610-01	TOP COWLING ASSY SOPORTE SUPERIOR COMPL.	1	1		
2	6DA-4261A-01	..TOP COWLING W/O GRAPHICS ..SOPORTE SUPERIOR SIN GRAFICOS	1	1		
3	6DA-42613-00	..MOLDING, AIR DUCT ..MOLDURA CONDUCTO AIRE	1	1		
4	90167-05017	..SCREW, TAPPING ..TORNILLO DE ROSCA HEMBRA	8	8		
5	6CB-42647-A0	..HOLDER, CLAMP BAND ..MORDAZA DE ABRAZADERA	3	3		
6	90111-08078	..BOLT, HEX. SOCKET BUTTON ..TORNILLO	3	3		
7	90387-10094	..COLLAR ..ESPACIADOR	3	3		
8	92990-08600	..WASHER, PLATE ..ARANDELA PLANA	3	3		
9	90387-08M45	..COLLAR ..ESPACIADOR	3	3		
10	95780-08300	..NUT, FLANGE ..TUERCA	3	3		
11	6AW-42663-00	..DAMPER ..AMORTIGUADOR 2	3	3		
12	92990-06100	..WASHER, SPRING ..ARANDELA PLANA	6	6		
13	95380-06600	..NUT, HEXAGON ..TUERCA	6	6		
14	6DA-42697-00	..TUNING FORK MARK ..MARCA, YAMAHA	1	1		
15	6DA-42678-00	..GRAPHIC, REAR ..CALCAMONIA TRASERA	1	1		
16	6DA-42675-00	..GRAPHIC, SIDE 1 ..CALCAMONIA LATERAL 1	1	1		
17	6DA-42676-00	..GRAPHIC, SIDE 2 ..CALCAMONIA LATERAL 2	1	1		
18	6DA-42677-00	..GRAPHIC, FRONT ..CALCAMONIA FRONTAL	1	1		
19	63P-42681-20	..MARK, COWLING ..MARCA DE CUBIERTA	2	2		

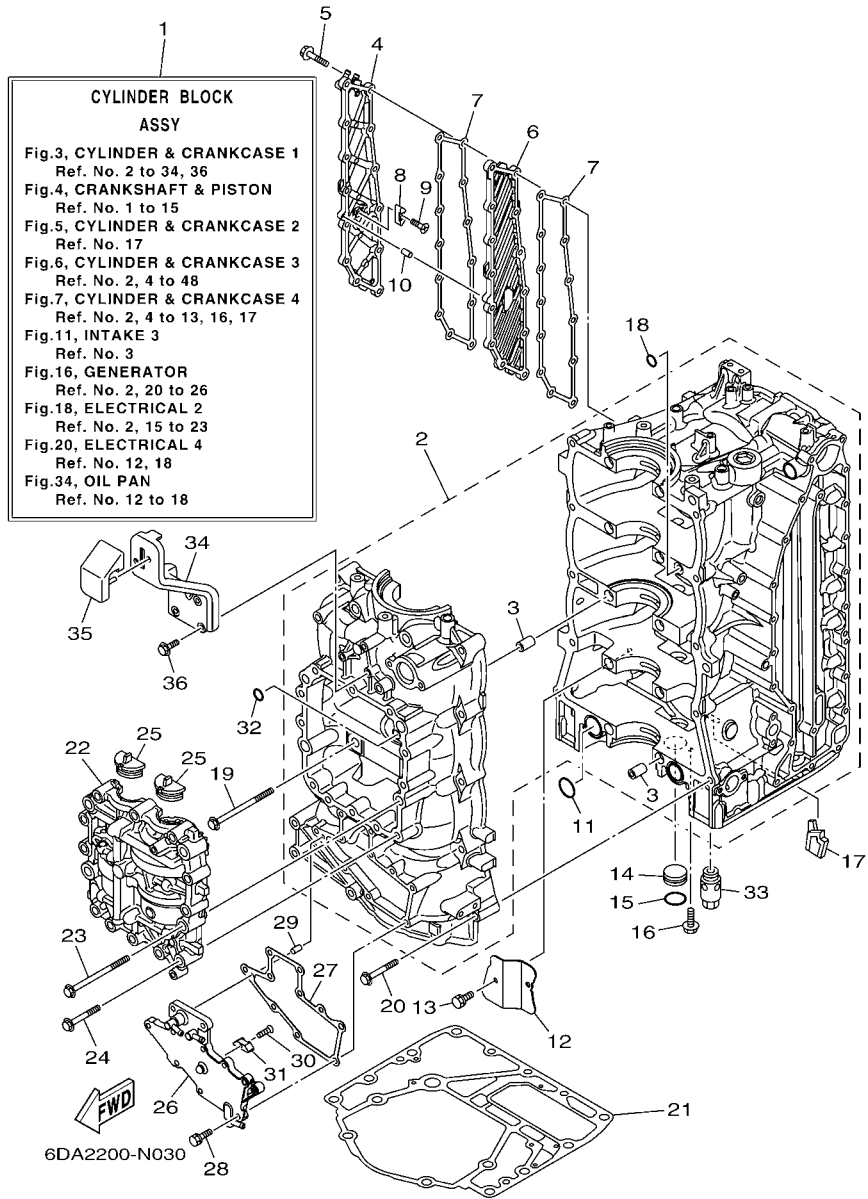




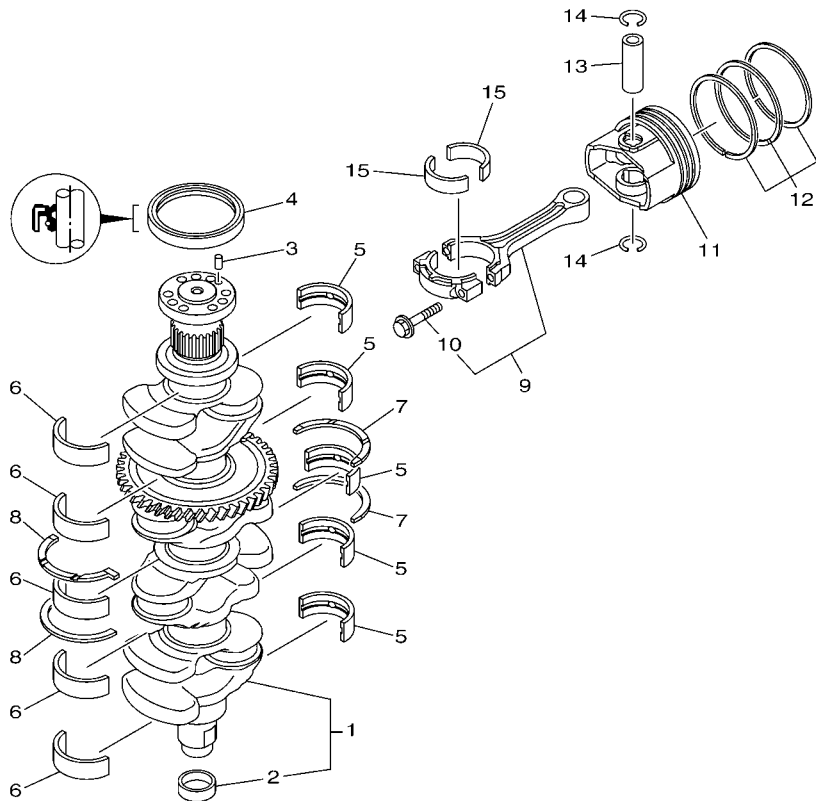
**FIG. 3 CYLINDER & CRANKCASE 1 CILINDRO & CARTER 1**

REF. NO.	PART NO. CODIGO Nº	DESCRIPTION DESCRIPCION	6DA3	6DB3	REMARKS OBSERVACIONES
1	6DA-W009B-02-9S	CYLINDER BLOCK ASSY CILINDRO BLOQUE COMPLETO	1	1	
2	6DA-15109-00-9S	CRANKCASE ASSY CARTER COMPLETO	1	1	
3	91814-18002	.PIN, DOWEL .PASADOR DE CLAVIJA	10	10	
4	6DA-15414-00-9S	COVER, AIR CLEANER CUBIERTA DE FILTRO DE AIRE	1	1	
5	90105-06028	BOLT, FLANGE TORNILLO	13	13	
6	6DA-15423-00-9S	COVER 2 CUBIERTA 2	1	1	
7	6DA-15353-00	GASKET, DRAIN JUNTA DE DRENAJE	2	2	
8	6E5-11325-00	ANODE ANODO	1	1	
9	98780-04016	SCREW, FLAT HEAD TORNILLO CABEZA PLANA	1	1	
10	91690-40010	PIN, SPRING PASADOR DE RESORTE	1	1	
11	93210-25552	O-RING ANILLO O	2	2	
12	6DA-15412-00	COVER, OIL PUMP CUBIERTA BOMBA DE ACEITE	1	1	
13	90119-06023	BOLT, WITH WASHER TORNILLO CON ARANDELA	2	2	
14	90338-25004	PLUG TAPON	1	1	
15	93210-25647	O-RING ANILLO O	1	1	
16	90119-06M81	BOLT, WITH WASHER TORNILLO CON ARANDELA	1	1	
17	6DA-14664-00	GROMMET, WATER SHUT TAPON	1	1	
18	93210-12648	O-RING ANILLO O	1	1	
19	90105-10406	BOLT, FLANGE TORNILLO	10	10	
20	90119-08M66	BOLT, WITH WASHER TORNILLO CON ARANDELA	10	10	
21	63P-11351-02	GASKET, CYLINDER JUNTA, DE CILINDRO	1	1	
22	6DA-11500-00	BALANCER ASSY COMPENSADOR COMPLETA	1	1	
23	90105-10406	BOLT, FLANGE TORNILLO	4	4	
24	90105-08175	BOLT, FLANGE TORNILLO	12	12	
25	63P-11512-00	SEAL, CRANK COVER SELLO CUBIERTA DE MANIVELA	2	2	
26	6DA-15411-00-9S	COVER, CRANKCASE 1 CUBIERTA DE CARTER 1	1	1	
27	6DA-15451-00	GASKET, CRANKCASE COVER 1 EMPAQ DE CUBIERTA DE CARTER	1	1	

**FIG. 3 CYLINDER & CRANKCASE 1 CILINDRO & CARTER 1**



REF. NO.	PART NO. CODIGO Nº	DESCRIPTION DESCRIPCION	6DA3	6DB3		REMARKS OBSERVACIONES
28	90119-06MA3	BOLT, WITH WASHER TORNILLO CON ARANDELA	10	10		
29	91690-40010	PIN, SPRING PASADOR DE RESORTE	1	1		
30	98780-04016	SCREW, FLAT HEAD TORNILLO CABEZA PLANA	1	1		
31	6E5-11325-00	ANODE ANODO	1	1		
32	93210-08001	O-RING ANILLO O	1	1		
33	63P-13490-00	RELIEF VALVE ASSY VALVELA DE DESCOMPRESION	1	1		
34	6DA-42744-00	STAY SOPORTE	1	1		
35	6DA-42662-00	DAMPER AMORTIGUADOR	1	1		
36	90105-06196	BOLT, FLANGE TORNILLO	3	3		
-----						
-----						
-----						
-----						
-----						
-----						
-----						
-----						
-----						



  
6DA1100-M040

FIG. 4 CRANKSHAFT & PISTON

CIGUENAL & PISTON

REF. NO.	PART NO. CODIGO N°	DESCRIPTION DESCRIPCION	6DA3	6DB3	REMARKS OBSERVACIONES
1	6DA-11410-00	CRANKSHAFT CIGUENAL	1	1	
2	6CB-11478-00	.COLLAR .COLLAR	1	1	
3	93606-12019	PIN, DOWEL PASADOR DE CLAVIJA	1	1	
4	93102-85008	OIL SEAL SELLO ACEITE	1	1	
5	6DA-11416-00	PLANE BEARING, CRANKSHAFT 1 COJINETE PLANO 1	5	5	UR YELLOW UR YELLOW
6	6DA-11416-10	PLANE BEARING, CRANKSHAFT 1 COJINETE PLANO 1	5	5	UR GREEN UR GREEN
6	6DA-11416-20	PLANE BEARING, CRANKSHAFT 1 COJINETE PLANO 1	5	5	UR BLUE UR BLUE
6	6DA-11417-00	PLANE BEARING, CRANKSHAFT 2 COJINETE PLANO 2	5	5	UR YELLOW UR YELLOW
6	6DA-11417-10	PLANE BEARING, CRANKSHAFT 2 COJINETE PLANO 2	5	5	UR GREEN UR GREEN
6	6DA-11417-20	PLANE BEARING, CRANKSHAFT 2 COJINETE PLANO 2	5	5	UR BLUE UR BLUE
7	6DA-11426-00	BEARING, THRUST 1 COJINETE DE EMPUJE 1	2	2	
8	6DA-11427-00	BEARING, THRUST 2 COJINETE DE EMPUJE 2	2	2	
9	6CB-W1165-00	CONNECTING ROD ASSY BIELA COMPLETA	4	4	
10	6CB-11654-00	.BOLT, CONNECTING ROD .TORNILLO DE BIELA	2	2	
11	6DA-11631-10-94	PISTON (STD) PISTON (NORMA)	4	4	
12	6CB-11603-00	PISTON RING SET (STD) JUEGO DE ANILLOS (NORMA)	4	4	
13	6CB-11633-00	PIN, PISTON PASADOR, PISTON	4	4	
14	K0F-A3233-00	RING, HOLE SNAP PRESILLA	8	8	
15	6CB-11656-00	PLANE BEARING, CONNECTING ROD COJINETE PLANO	8	8	UR YELLOW UR YELLOW
	6CB-11656-10	PLANE BEARING, CONNECTING ROD COJINETE PLANO	8	8	UR GREEN UR GREEN
	6CB-11656-20	PLANE BEARING, CONNECTING ROD COJINETE PLANO	8	8	UR BLUE UR BLUE

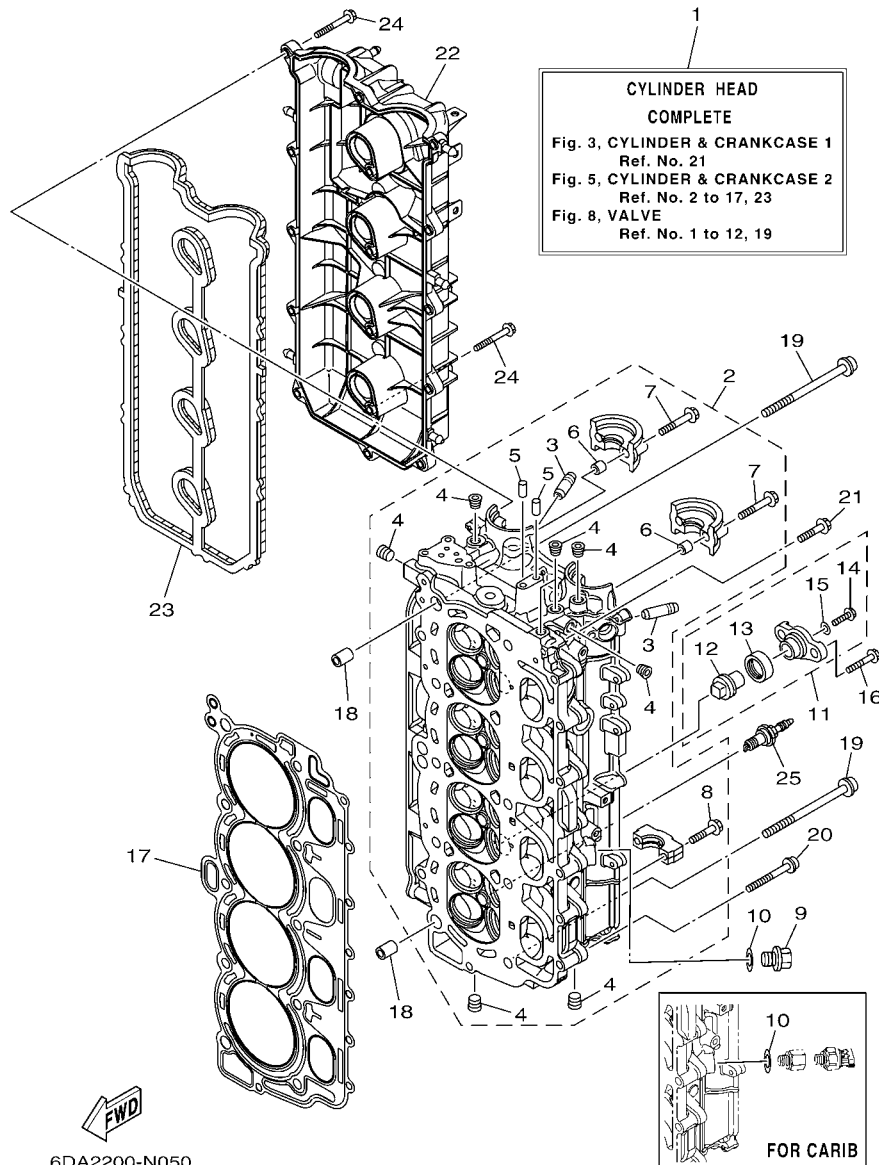


FIG. 5 CYLINDER & CRANKCASE 2 CILINDRO & CARTER 2

REF. NO.	PART NO. CODIGO Nº	DESCRIPTION DESCRIPCION	6DA3	6DB3	REMARKS OBSERVACIONES
1	6DA-W009A-00-9S	CYLINDER HEAD COMPLETE CILINDRO CULATA COMPLETO	1	1	
2	6DA-11110-00-9S	CYLINDER HEAD ASSY CULATA DE CILINDRO COMPLETA	1	1	
3	6DA-11133-10	.GUIDE, VALVE 1 .GUIA DE VALVULA 1	16	16	
4	90344-51019	.PLUG, TAPER SCREW .TAPON DE TORNILLO AHUSADO	8	8	
5	93606-12019	.PIN, DOWEL .PASADOR DE CLAVIJA	2	2	
6	91809-08006	.PIN, DOWEL .PASADOR DE CLAVIJA	4	4	
7	90119-07001	.BOLT, WITH WASHER .TORNILLO CON ARANDELA	4	4	
8	90119-07234	.BOLT, WITH WASHER .TORNILLO CON ARANDELA	16	16	
9	90340-14M06	PLUG, STRAIGHT SCREW TORNILLO, DE DRENAJE	1	1	EXCEPT FOR CAR EXCEPT FOR CAR
10	90430-14115	GASKET JUNTA	1	1	
11	67F-11301-00	ANODE COVER ASSY CONJUNTO CUBIERTA DE ANODO	2	2	
12	67F-11325-01	.ANODE .ANODO	1	1	
13	67F-11328-00	.GROMMET, ANODE .TAPON	1	1	
14	90105-06M07	.BOLT, FLANGE .TORNILLO	1	1	
15	90430-06M03	.GASKET JUNTA	1	1	
16	95895-08025	BOLT, FLANGE TORNILLO DE REBORDE	4	4	
17	6DA-11181-00	GASKET, CYLINDER HEAD 1 JUNTA, DE CULATA 1	1	1	
18	90387-11005	COLLAR ESPACIADOR	2	2	
19	90155-11002	SCREW, FLAT FILLISTER TORNILLO CABEZA PLANA RAN.	10	10	
20	90105-08175	BOLT, FLANGE TORNILLO	8	8	
21	90105-06151	BOLT, FLANGE TORNILLO	1	1	
22	6DA-11191-00	COVER, CYLINDER HEAD 1 TAPA CULATA DE CILINDRO 1	1	1	
23	6DA-11193-00	GASKET, HEAD COVER 1 EMPAQUE	1	1	
24	95895-06030	BOLT, FLANGE TORNILLO DE REBORDE	16	16	
25	94702-00400	PLUG, SPARK (NGK LFR6A-11) BUJIA (NGK LFR6A-11)	4	4	

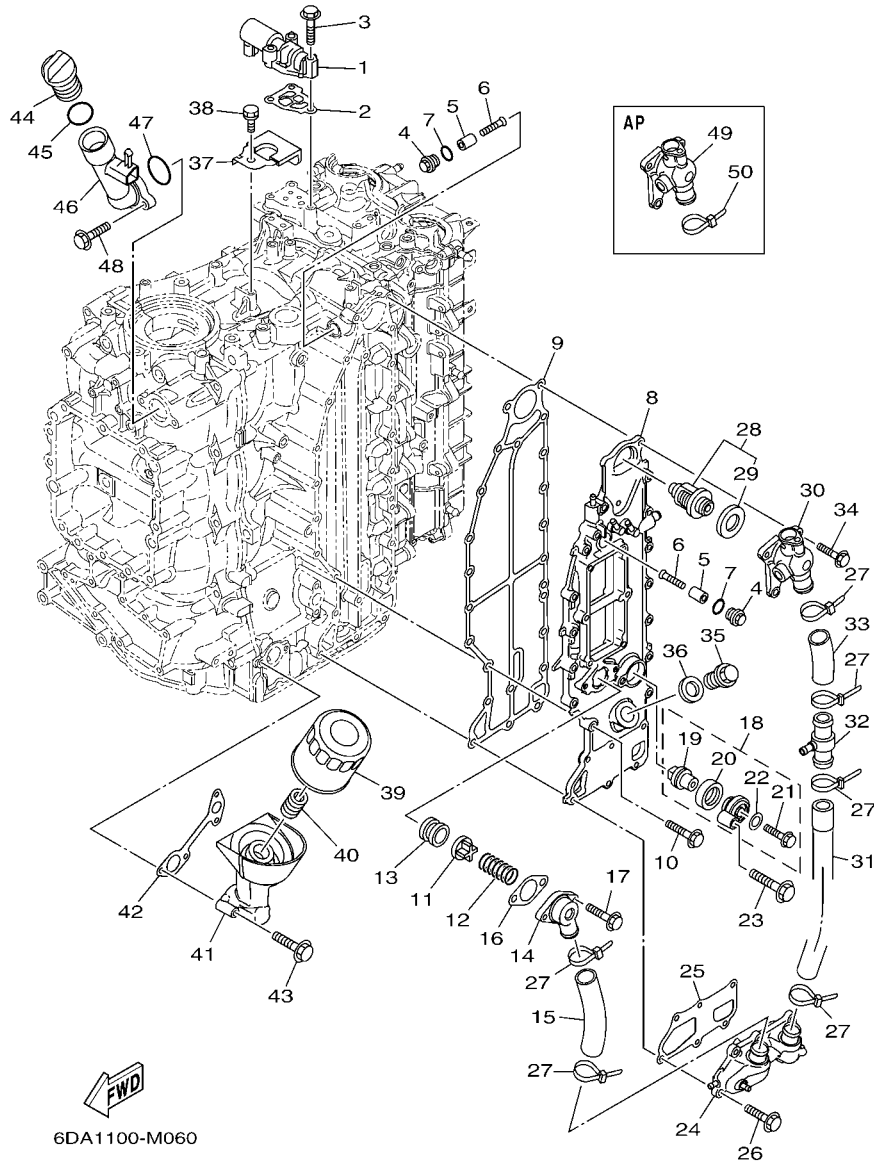
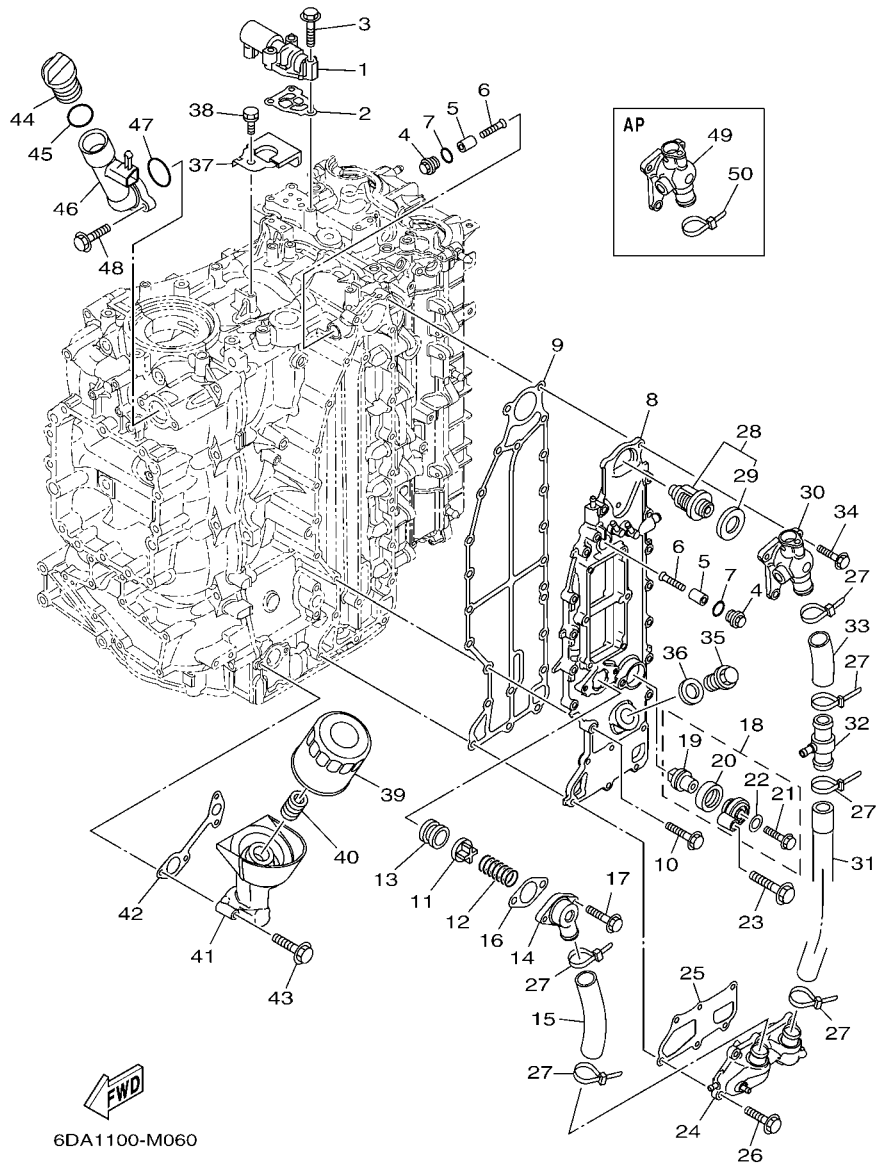


FIG. 6 CYLINDER & CRANKCASE 3 CILINDRO & CARTER 3

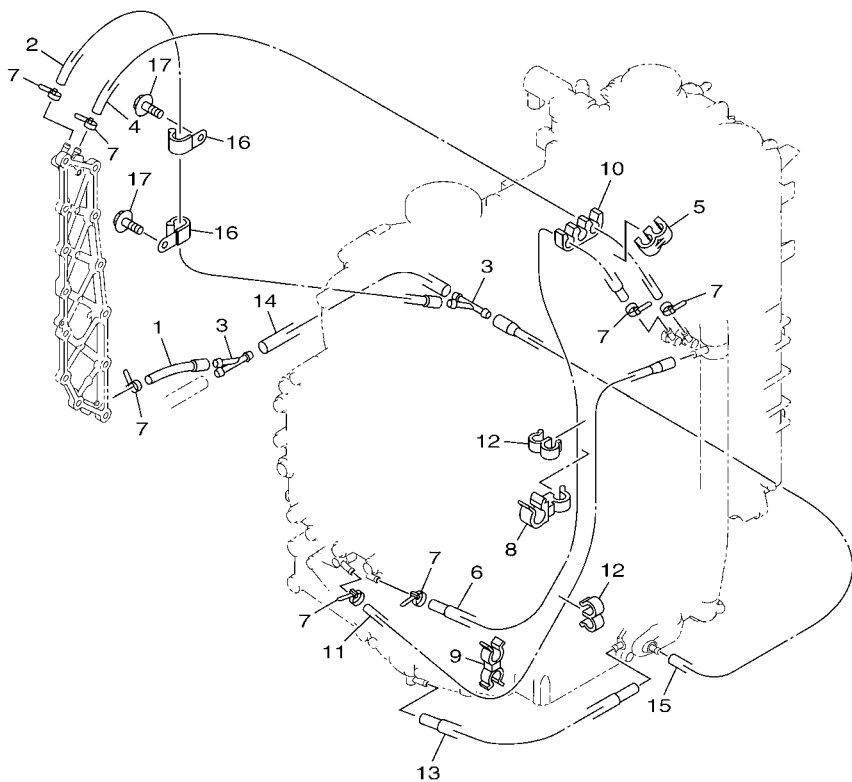
REF. NO.	PART NO. CODIGO Nº	DESCRIPTION DESCRIPCION	6DA3	6DB3	REMARKS OBSERVACIONES
1	6CB-86120-00	SOLENOID VALVE ASSY VALVULA SOLENOIDE CONJ.	1	1	
2	6CB-1242F-00	GASKET, FILTER EMPAQUE DE FILTRO	1	1	
3	90105-06035	BOLT, FLANGE TORNILLO	3	3	
4	6G8-11197-A0	PLUG, BLIND TAPON CIEGO	2	2	
5	68T-11325-00	ANODE ANODO	2	2	
6	90151-05M05	SCREW, COUNTERSUNK TORNILLO EMBUTIDO	2	2	
7	93210-13M63	O-RING ANILLO O	2	2	
8	6DA-41113-00-9S	OUTER COVER, EXHAUST CUBOERTA EXTERIOR DE ESCAPE	1	1	
9	6DA-41114-00	GASKET, EXHAUST OUTER COVER EMPAQUE	1	1	
10	90105-06028	BOLT, FLANGE TORNILLO	14	14	
11	60H-12416-00	VALVE, PRESSURE CONTROL VALVULA DE CONTROL DE PRESION	1	1	
12	90501-16M11	SPRING, COMPRESSION RESORTE DE COMPRESION	1	1	
13	90480-20M05	GROMMET TAPON	1	1	
14	6G5-11372-00	COVER, BYPASS 2 CUBIERTA	1	1	
15	6DA-1243A-00	HOSE 1 TUBO 1	1	1	
16	60V-11382-A0	GASKET 2 EMPAQUE 2	1	1	
17	90119-06MA3	BOLT, WITH WASHER TORNILLO CON ARANDELA	2	2	
18	69J-11301-00	ANODE COVER ASSY CONJUNTO CUBIERTA DE ANODO	1	1	
19	67F-11325-01	.ANODE .ANODO	1	1	
20	67F-11328-00	.GROMMET, ANODE .TAPON	1	1	
21	90105-06M07	.BOLT, FLANGE .TORNILLO	1	1	
22	90430-06M03	.GASKET .JUNTA	1	1	
23	97575-08540	BOLT, WITH WASHER PERNO CON ARANDELA	1	1	
24	6DA-12527-00-9S	COVER, WATER BY-PASS CUBIERTA, DISTRIBUIDOR AGUA	1	1	
25	6DA-11381-00	GASKET 1 EMPAQUE 1	1	1	
26	90105-06028	BOLT, FLANGE TORNILLO	6	6	
27	90465-11M59	CLAMP BRIDA	6	6	

FIG. 6 CYLINDER & CRANKCASE 3 CILINDRO & CARTER 3



REF. NO.	PART NO. CODIGO Nº	DESCRIPTION DESCRIPCION	6DA3	6DB3	REMARKS OBSERVACIONES
28	6DA-12411-00	THERMOSTAT TERMOSTAT	1	1	
29	6AW-12412-00	.SEAL, THERMOSTAT .SELLO TERMOSTATO	1	1	
30	6DA-12413-00-9S	COVER, THERMOSTAT CUBIERTA TERMOSTATO	1	1	
31	6DA-1243E-00	HOSE 2 TUBO 2	1	1	
32	6CE-24378-00	PIPE, JOINT 3 TUBO DE UNION 3	1	1	
33	6DA-1244H-00	HOSE 5 TUBO 5	1	1	
34	90105-06028	BOLT, FLANGE TORNILLO	3	3	
35	90340-18M09	PLUG, STRAIGHT SCREW TORNILLO, DE DRENAJE	1	1	
36	90201-186F1	WASHER, PLATE ARANDELA PLANA	1	1	
37	6P2-12491-00	CLAMP 1 GRAMPA 1	1	1	
38	90119-06078	BOLT, WITH WASHER TORNILLO CON ARANDELA	1	1	
39	69J-13440-03	ELEMENT ASSY, OIL CLEANER ELEMENTO FILTRO DE ACEITE	1	1	
40	6S5-12858-00	BOLT, UNION PERNO DE UNION	1	1	
41	6DA-13446-00	CONNECTOR CONECTOR	1	1	
42	6DA-13475-00	GASKET EMPAQUE	1	1	
43	90105-06151	BOLT, FLANGE TORNILLO	4	4	
44	6G8-15363-00	PLUG, OIL TAPON DE ACEITE	1	1	
45	93210-24M79	O-RING ANILLO O	1	1	
46	6DA-15319-00	JOINT CONECTOR	1	1	
47	93210-357A3	O-RING ANILLO O	1	1	
48	90105-06037	BOLT, FLANGE TORNILLO	2	2	
49	6DA-1241B-00-9S	COVER, THERMOSTAT 2 CUBIERTA TERMOSTATO 2	1	1	AP WATER TEMP SENSOR AP WATER TEMP SENSOR
50	90465-11M59	CLAMP BRIDA	1	1	AP WATER TEMP SENSOR AP WATER TEMP SENSOR

FIG. 7 CYLINDER & CRANKCASE 4 CILINDRO & CARTER 4



6DA1100-M070

REF. NO.	PART NO. CODIGO Nº	DESCRIPTION DESCRIPCION	6DA3	6DB3			REMARKS OBSERVACIONES
1	6DA-12576-00	HOSE 1 MANGUERA 1	1	1			
2	6DA-12589-00	HOSE 6 MANGUERA 6	1	1			
3	6CE-24377-00	PIPE, JOINT 2 TUBO DE UNION 2	2	2			
4	90445-09008	HOSE (L470) TUBO (L470)	1	1			
5	90464-09M21	CLAMP BRIDA	1	1			
6	6DA-12578-00	HOSE 3 MANGUERA 3	1	1			
7	90465-11M10	CLAMP BRIDA	7	7			
8	90464-12010	CLAMP BRIDA	1	1			
9	90464-09142	CLAMP BRIDA	1	1			
10	90464-09020	CLAMP BRIDA	1	1			
11	6DA-12579-00	HOSE 4 MANGUERA 4	1	1			
12	90464-09M31	CLAMP BRIDA	2	2			
13	6DA-12552-00	HOSE 8 MANGUERA 8	1	1			
14	90445-10057	HOSE (L170) TUBO (L170)	1	1			
15	6DA-12589-00	HOSE 6 MANGUERA 6	1	1			
16	90465-08M83	CLAMP BRIDA	2	2			
17	95895-06012	BOLT, FLANGE TORNILLO DE REBORDE	2	2			

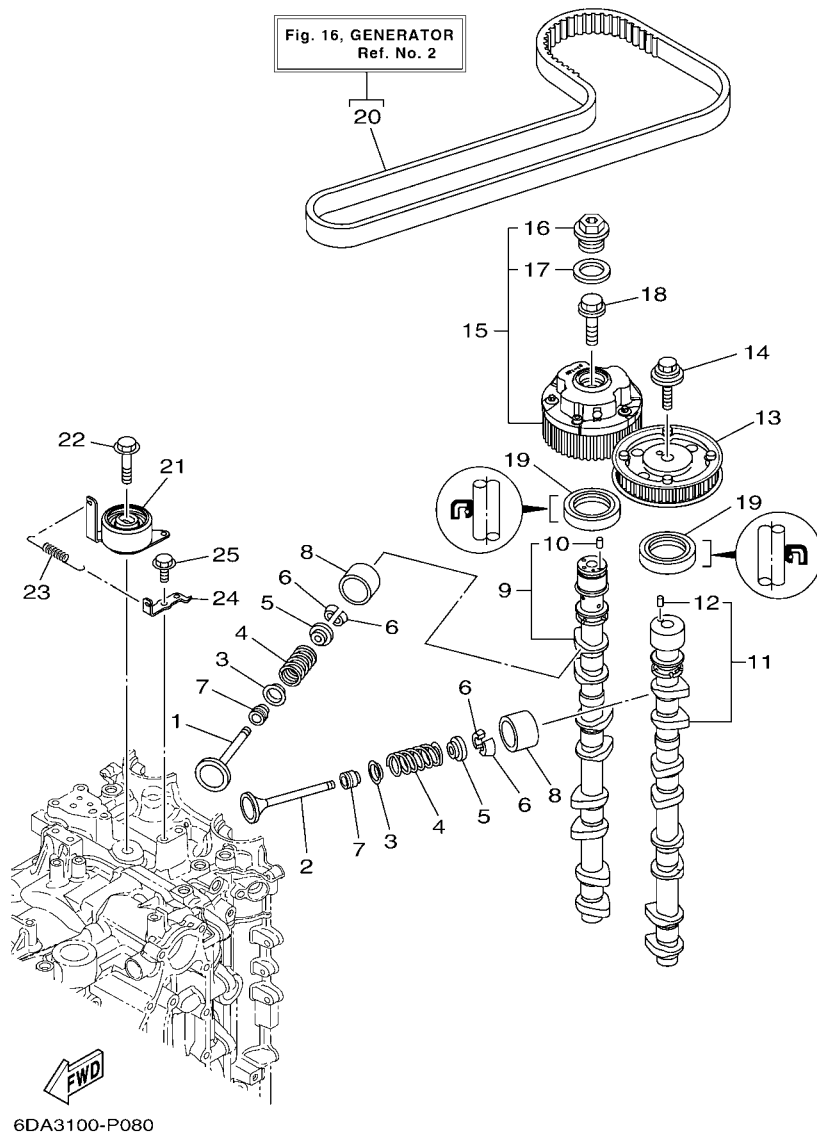


FIG. 8 VALVE

VALVULA

REF. NO.	PART NO. CODIGO Nº	DESCRIPTION DESCRIPCION	6DA3	6DB3	REMARKS OBSERVACIONES
1	6CB-12111-00	VALVE, INTAKE VALVULA DE ADMISION	8	8	
2	6DA-12121-00	VALVE, EXHAUST VALVULA DE ESCAPE	8	8	
3	K0F-A3743-00	SEAT, VALVE SPRING ASIENTO RESORTE DE VALVULA	16	16	
4	6CB-12113-00	SPRING, VALVE INNER RESORTE VALVULA INTERNA	16	16	
5	K0F-A3741-00	RETAINER, VALVE SPRING RETEN RESORTE DE VALVULA	16	16	
6	K0F-A3742-00	LOCK, VALVE SPRING RETAINER SEGURO DE VALVULA	32	32	
7	51Y-12119-00	SEAL, VALVE STEM SELLO DE ACEITE VALVULA	16	16	
8	K0F-A3751-00	LIFTER, VALVE (3.000) LEVANTADOR DE VALVULA (3.000)	16	16	UR
	K0F-A3751-10	LIFTER, VALVE (3.025) LEVANTADOR DE VALVULA (3.025)	16	16	UR
	K0F-A3751-20	LIFTER, VALVE (3.050) LEVANTADOR DE VALVULA (3.050)	16	16	UR
	K0F-A3751-30	LIFTER, VALVE (3.075) LEVANTADOR DE VALVULA (3.075)	16	16	UR
	K0F-A3751-40	LIFTER, VALVE (3.100) LEVANTADOR DE VALVULA (3.100)	16	16	UR
	K0F-A3751-50	LIFTER, VALVE (3.122) LEVANTADOR DE VALVULA (3.122)	16	16	UR
	K0F-A3751-60	LIFTER, VALVE (3.142) LEVANTADOR DE VALVULA (3.142)	16	16	UR
	K0F-A3751-70	LIFTER, VALVE (3.162) LEVANTADOR DE VALVULA (3.162)	16	16	UR
	K0F-A3751-80	LIFTER, VALVE (3.182) LEVANTADOR DE VALVULA (3.182)	16	16	UR
	K0F-A3751-90	LIFTER, VALVE (3.202) LEVANTADOR DE VALVULA (3.202)	16	16	UR
	K0F-A3751-A0	LIFTER, VALVE (3.222) LEVANTADOR DE VALVULA (3.222)	16	16	UR
	K0F-A3751-B0	LIFTER, VALVE (3.242) LEVANTADOR DE VALVULA (3.242)	16	16	UR
	K0F-A3751-C0	LIFTER, VALVE (3.262) LEVANTADOR DE VALVULA (3.262)	16	16	UR
	K0F-A3751-D0	LIFTER, VALVE (3.282) LEVANTADOR DE VALVULA (3.282)	16	16	UR
	K0F-A3751-E0	LIFTER, VALVE (3.302) LEVANTADOR DE VALVULA (3.302)	16	16	UR
	K0F-A3751-F0	LIFTER, VALVE (3.322) LEVANTADOR DE VALVULA (3.322)	16	16	UR
	K0F-A3751-G0	LIFTER, VALVE (3.342) LEVANTADOR DE VALVULA (3.342)	16	16	UR
	K0F-A3751-H0	LIFTER, VALVE (3.362) LEVANTADOR DE VALVULA (3.362)	16	16	UR
	K0F-A3751-J0	LIFTER, VALVE (3.382) LEVANTADOR DE VALVULA (3.382)	16	16	UR
	K0F-A3751-K0	LIFTER, VALVE (3.402) LEVANTADOR DE VALVULA (3.402)	16	16	UR



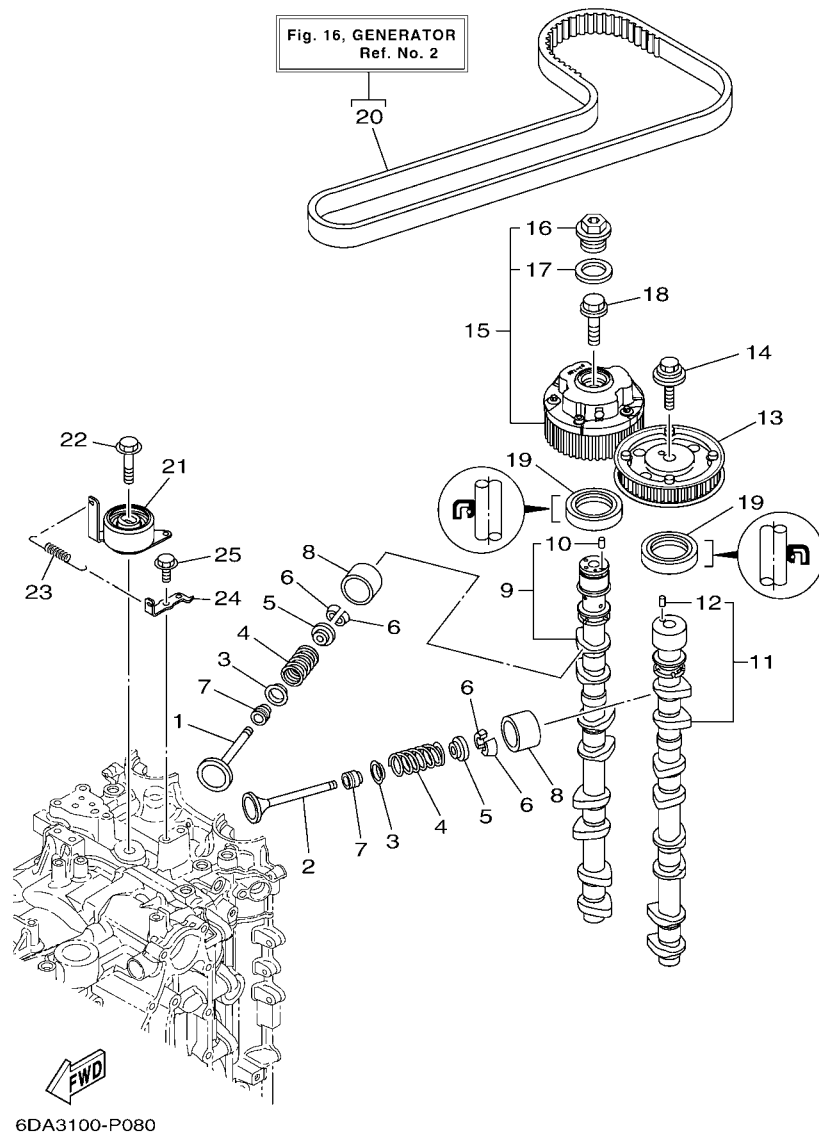
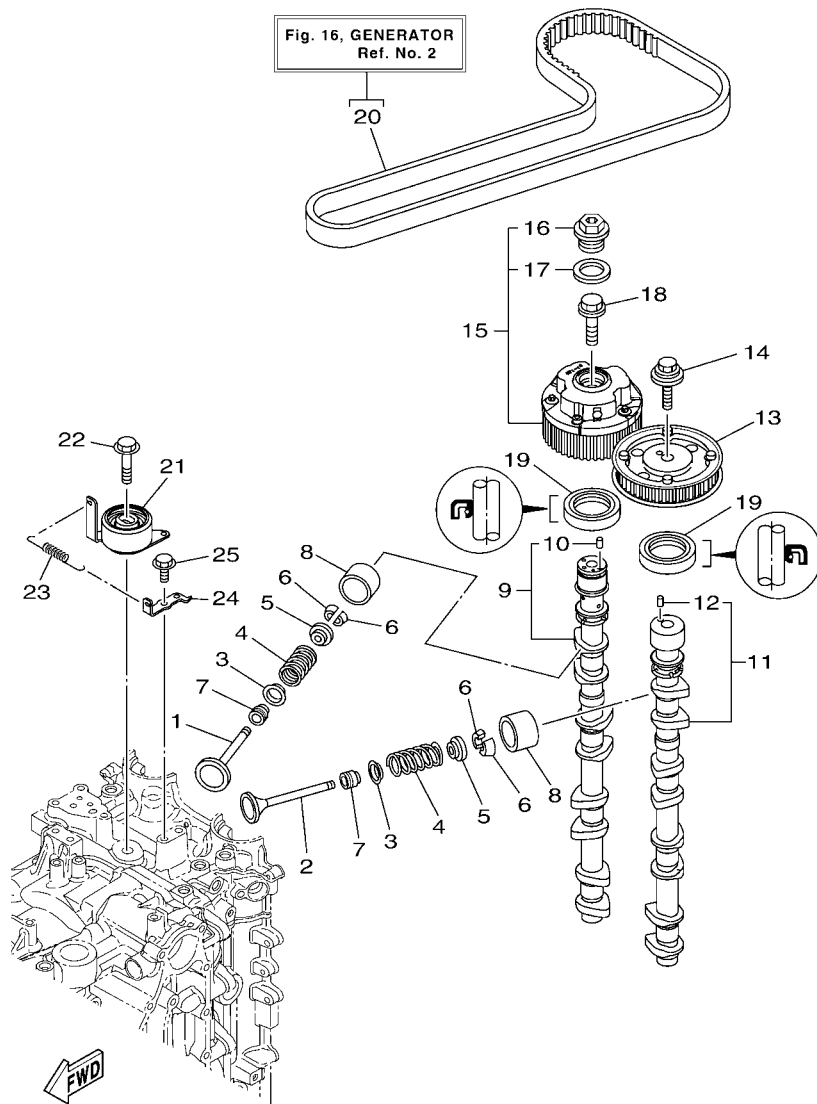


FIG. 8 VALVE

VALVULA

REF. NO.	PART NO. CODIGO N°	DESCRIPTION DESCRIPCION	6DA3	6DB3	REMARKS OBSERVACIONES
8	K0F-A3751-L0	LIFTER, VALVE (3.422) LEVANTADOR DE VALVULA (3.422)	16	16	UR UR
	K0F-A3751-M0	LIFTER, VALVE (3.442) LEVANTADOR DE VALVULA (3.442)	16	16	UR UR
	K0F-A3751-N0	LIFTER, VALVE (3.462) LEVANTADOR DE VALVULA (3.462)	16	16	UR UR
	K0F-A3751-P0	LIFTER, VALVE (3.482) LEVANTADOR DE VALVULA (3.482)	16	16	UR UR
	K0F-A3751-R0	LIFTER, VALVE (3.502) LEVANTADOR DE VALVULA (3.502)	16	16	UR UR
	K0F-A3751-S0	LIFTER, VALVE (3.522) LEVANTADOR DE VALVULA (3.522)	16	16	UR UR
	K0F-A3751-T0	LIFTER, VALVE (3.542) LEVANTADOR DE VALVULA (3.542)	16	16	UR UR
	K0F-A3753-00	LIFTER, VALVE (3.562) LEVANTADOR DE VALVULA (3.562)	16	16	UR UR
	K0F-A3753-10	LIFTER, VALVE (3.582) LEVANTADOR DE VALVULA (3.582)	16	16	UR UR
	K0F-A3753-20	LIFTER, VALVE (3.602) LEVANTADOR DE VALVULA (3.602)	16	16	UR UR
	K0F-A3753-30	LIFTER, VALVE (3.625) LEVANTADOR DE VALVULA (3.625)	16	16	UR UR
	K0F-A3753-40	LIFTER, VALVE (3.650) LEVANTADOR DE VALVULA (3.650)	16	16	UR UR
	K0F-A3753-50	LIFTER, VALVE (3.675) LEVANTADOR DE VALVULA (3.675)	16	16	UR UR
	K0F-A3753-60	LIFTER, VALVE (3.700) LEVANTADOR DE VALVULA (3.700)	16	16	UR UR
	K0F-A3753-70	LIFTER, VALVE (3.725) LEVANTADOR DE VALVULA (3.725)	16	16	UR UR
9	6DA-12171-00	CAMSHAFT 1 ARBOL DE LEVAS 1	1	1	
10	93605-10108	.PIN, DOWEL .PASADOR DE CLAVIJA	1	1	
11	6DA-12181-00	CAMSHAFT 2 ARBOL DE LEVAS 2	1	1	
12	93605-10108	.PIN, DOWEL .PASADOR DE CLAVIJA	1	1	
13	6FA-115A0-00	DRIVEN GEAR ASSY ENGRANAJE TRACCION COMPL.	1	1	
14	90119-10050	BOLT, WITH WASHER TORNILLO CON ARANDELA	1	1	
15	6P2-12645-20	PULLEY ASSY 1 POLEA COMPL. 1	1	1	
16	6P2-12623-00	.BOLT .PERNO	1	1	
17	6P2-12663-00	.GASKET .EMPAQUE	1	1	
18	6P2-12615-00	BOLT PERNO	1	1	
19	93102-38008	OIL SEAL SELLO ACEITE	2	2	
20	6DA-W4624-00	BELT (WITH ROTOR BOLTS) CORREA (CON PERNO)	1	1	

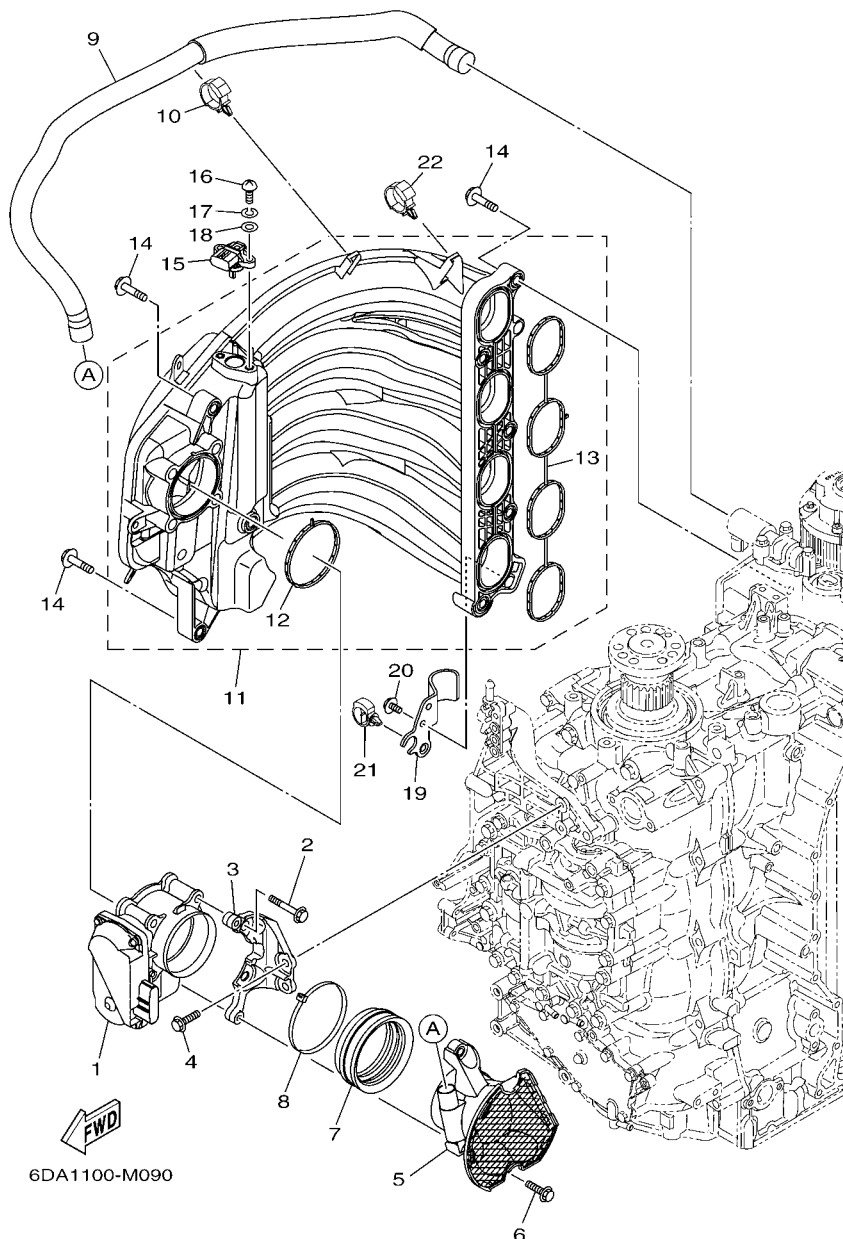


6DA3100-P080

FIG. 8 VALVE

VALVULA

REF. NO.	PART NO. CODIGO Nº	DESCRIPTION DESCRIPCION	6DA3	6DB3	REMARKS OBSERVACIONES
21	6DA-11590-00	TENSIONER ASSY TENSOR COMPLET	1	1	
22	90119-10M07	BOLT, WITH WASHER TORNILLO CON ARANDELA	1	1	
23	90506-18025	SPRING, TENSION RESORTE DE TENSION	1	1	
24	6DA-11595-00	PLATE, VALVE PLACA DE VALVULA	1	1	
25	97575-06516	BOLT, WITH WASHER PERNO CON ARANDELA	1	1	
-----					
-----					
-----					
-----					
-----					
-----					
-----					
-----					
-----					



6DA1100-M090

FIG. 9 INTAKE 1

ADMISION 1

REF. NO.	PART NO. CODIGO Nº	DESCRIPTION DESCRIPCION	6DA3	6DB3	REMARKS OBSERVACIONES
1	6DA-13751-00	BODY, THROTTLE 1 CAJA 1	1	1	
2	97575-08560	BOLT, WITH WASHER PERNO CON ARANDELA	4	4	
3	6DA-13152-00	STAY 2 SOPORTE 2	1	1	
4	95875-06025	BOLT, FLANGE TORNILLO	2	2	
5	6DA-14440-00	SILENCER ASSY, INTAKE SILENCIADOR COMPL. DE ADMISION	1	1	
6	95875-06025	BOLT, FLANGE TORNILLO	2	2	
7	6P2-1441J-00	PIPE, SILENCER TUBO	1	1	
8	90464-99004	CLAMP BRIDA	1	1	
9	6DA-15373-00	PIPE, BREATHER MANGUELA DE RESPIRADERO	1	1	
10	90464-12183	CLAMP BRIDA	1	1	
11	6DA-13641-00	MANIFOLD, INTAKE 1 CONECTOR DE ADMISION 1	1	1	
12	6DA-13646-00	.GASKET, MANIFOLD 2 .EMPAQ. DE MULTIPLE 2	1	1	
13	6DA-13645-00	.GASKET, MANIFOLD 1 .EMPAQUE	1	1	
14	90119-08020	BOLT, WITH WASHER TORNILLO CON ARANDELA	9	9	
15	68F-83688-10	SENSOR ASSY SENSOR COMP.	1	1	
16	97885-05016	SCREW, PAN HEAD TORNILLO A MUESCA	2	2	
17	92995-05100	WASHER ARANDELA	2	2	
18	92995-05600	WASHER ARANDELA	2	2	
19	6DA-13881-00	COVER 1 CUBIERTA 1	1	1	
20	95895-06012	BOLT, FLANGE TORNILLO DE REBORDE	2	2	
21	90464-20181	CLAMP BRIDA	1	1	
22	90464-12183	CLAMP BRIDA	1	1	

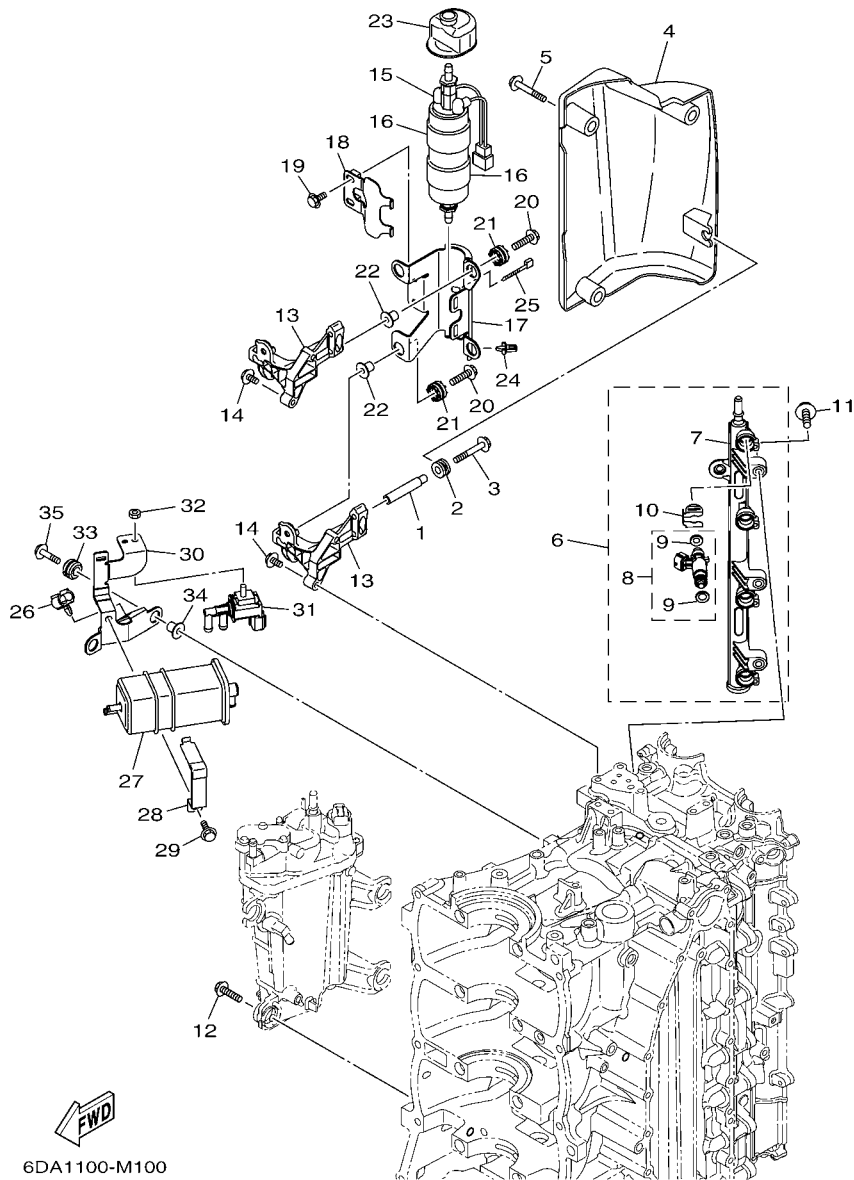


FIG. 10 INTAKE 2

ADMISION 2

REF. NO.	PART NO. CODIGO Nº	DESCRIPTION DESCRIPCION	6DA3	6DB3	REMARKS OBSERVACIONES
1	90387-06283	COLLAR ESPACIADOR	1	1	
2	90480-12314	GROMMET TAPON	1	1	
3	90105-06054	BOLT, FLANGE TORNILLO	1	1	
4	6DA-13564-00	COVER, MANIFOLD CUBIERTA DE MULTIPLE	1	1	
5	95895-06020	BOLT, FLANGE TORNILLO DE REBORDE	3	3	
6	6DA-13160-00	DELIVERY PIPE ASSY 1 TUBO DE LLEGADA CONJUNTO 1	1	1	
7	6DA-13161-00	.PIPE, DELIVERY 1 .TUBO CONDUCTOR 1	1	1	
8	6DA-13761-00	.INJECTOR .INYECTOR	4	4	
9	6AW-1410B-00	..PACKING KIT ..JUEGO DE EMPAQUE	1	1	
10	6AW-13577-10	.CLIP .PRESILLA	4	4	
11	90105-06M08	BOLT, FLANGE TORNILLO	3	3	
12	90119-06M24	BOLT, WITH WASHER TORNILLO CON ARANDELA	4	4	
13	6DA-24425-00	BRACKET, FUEL PUMP 1 SOPORTE BOMBA COMBUSTIBLE 1	2	2	
14	90105-06M08	BOLT, FLANGE TORNILLO	4	4	
15	6CB-24410-00	FUEL PUMP ASSY BOMBA DE COMBUSTIBLE COMPLETA	1	1	
16	6DA-24492-00	BUSH, FUEL PUMP BUJE	2	2	
17	6DA-24491-00	BRACKET, FUEL PUMP SOPORTE BOMBA COMBUSTIBLE	1	1	
18	6DA-24426-00	BRACKET, FUEL PUMP 2 SOPORTE BOMBA COMBUSTIBLE 2	1	1	
19	95895-06012	BOLT, FLANGE TORNILLO DE REBORDE	2	2	
20	90119-06M17	BOLT, WITH WASHER TORNILLO CON ARANDELA	4	4	
21	60V-85516-00	SPACER ESPACIADOR	4	4	
22	90387-06289	COLLAR ESPACIADOR	4	4	
23	6DA-24462-00	CAP, BLIND TAPA CIEGA	1	1	
24	90464-06001	CLAMP BRIDA	1	1	
25	90465-11M10	CLAMP BRIDA	1	1	
26	90464-09130	CLAMP BRIDA	1	1	
27	6P2-24170-00	CANISTER ASSY FRANJA DE DEPOSITO DE COMBUST.	1	1	

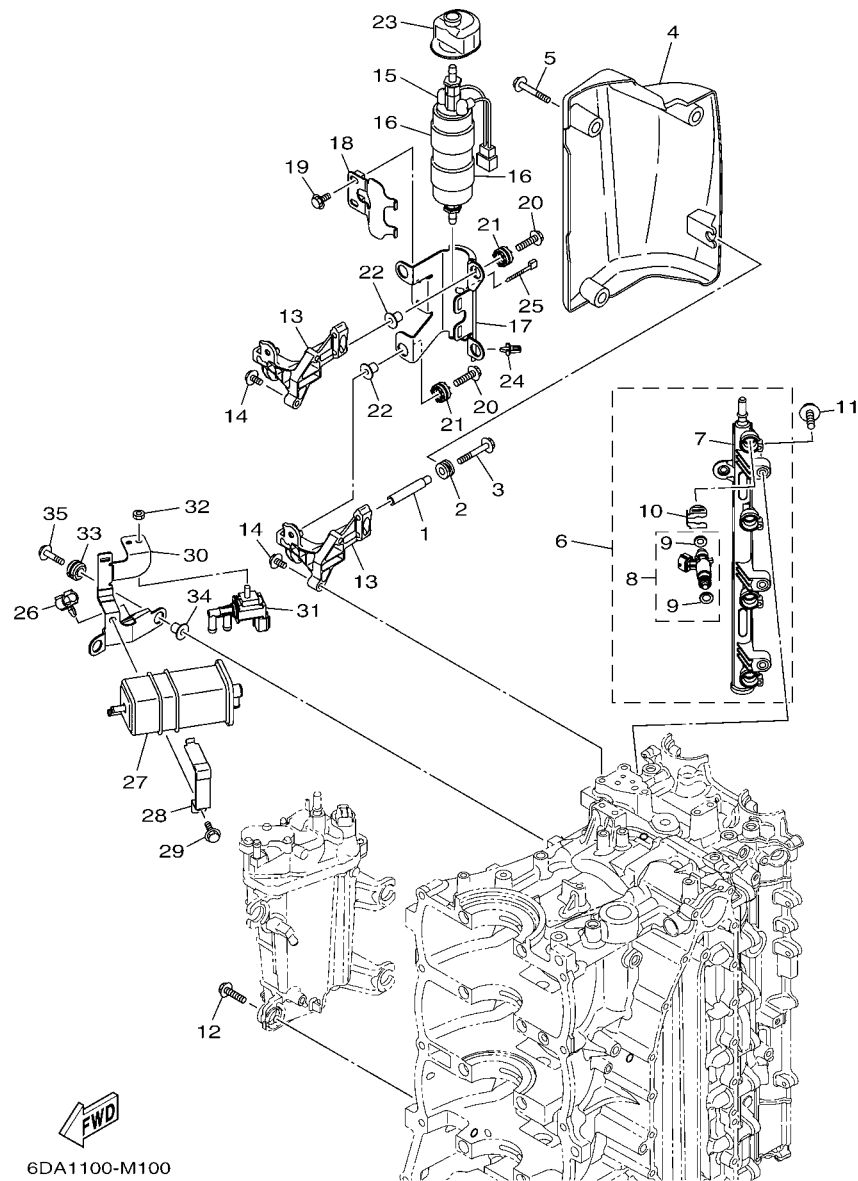
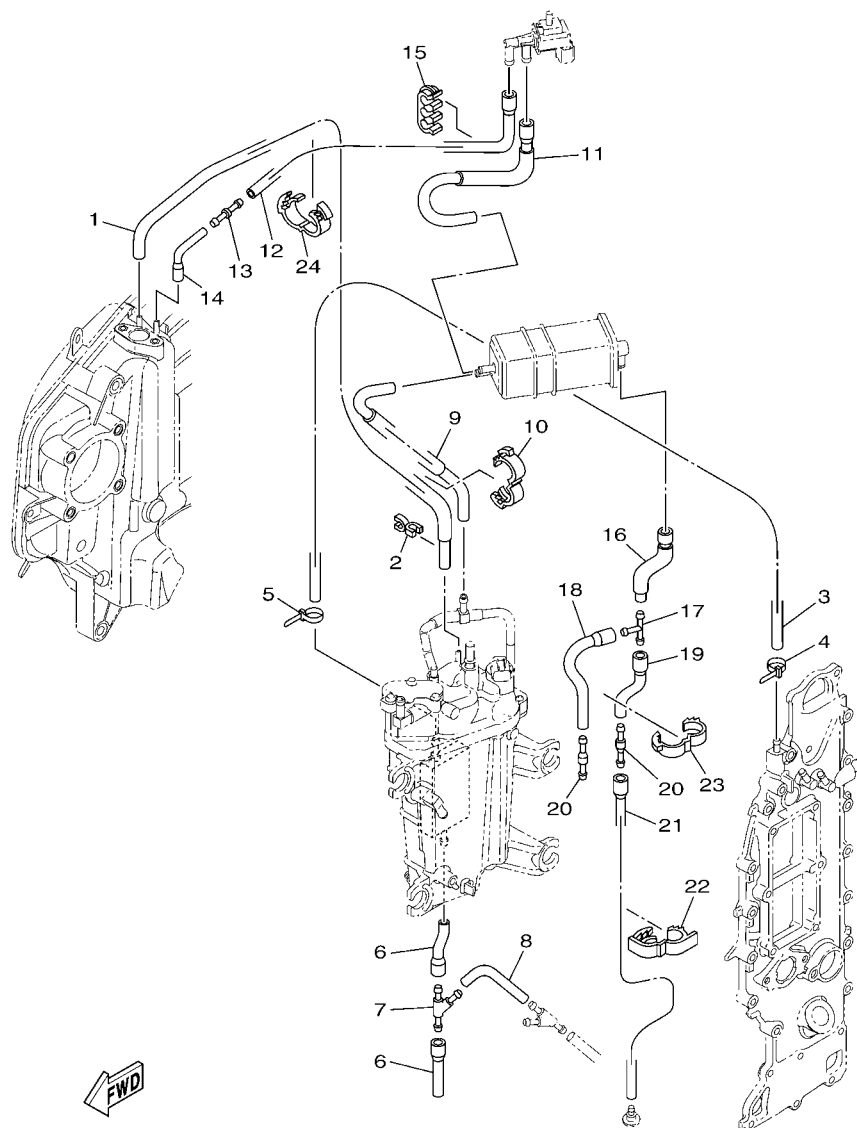


FIG. 10 INTAKE 2

ADMISION 2

REF. NO.	PART NO. CODIGO Nº	DESCRIPTION DESCRIPCION	6DA3	6DB3	REMARKS OBSERVACIONES
28	63P-2419A-01	HOLDER SOSTEN	1	1	
29	95895-06016	BOLT, FLANGE TORNILLO DE REBORDE	1	1	
30	6DA-2134X-00	BRACKET, CANISTER SOPORTE	1	1	
31	6C5-86120-00	SOLENOID VALVE ASSY VALVULA SOLENOIDE CONJ.	1	1	
32	95380-06600	NUT, HEXAGON TUERCA	1	1	
33	90480-14031	GROMMET TAPON	2	2	
34	90387-06289	COLLAR ESPACIADOR	2	2	
35	90119-06M17	BOLT, WITH WASHER TORNILLO CON ARANDELA	2	2	
-----					
-----					
-----					
-----					
-----					
-----					
-----					
-----					
-----					
-----					

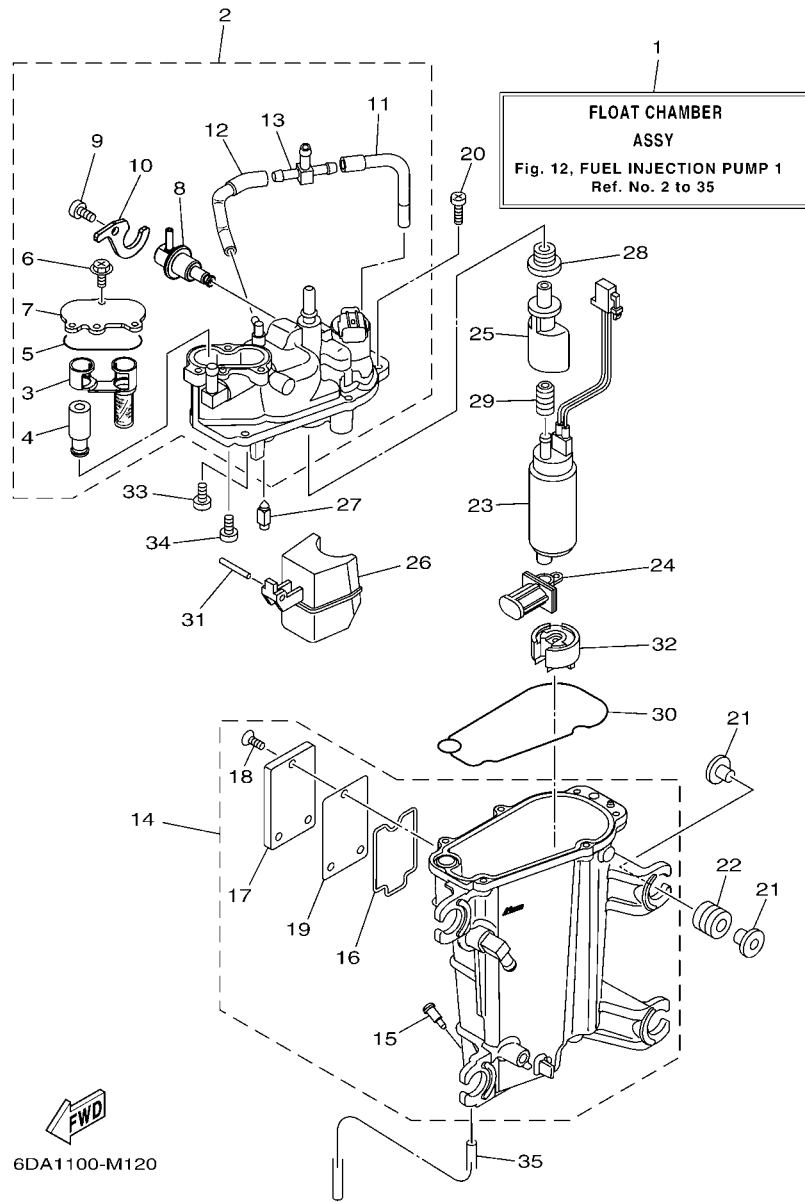


6DA1100-M110

FIG. 11 INTAKE 3

ADMISION 3

REF. NO.	PART NO. CODIGO Nº	DESCRIPTION DESCRIPCION	6DA3	6DB3	REMARKS OBSERVACIONES
1	6DA-13532-00	HOSE, VACUUM SENSING 3 MANGUERA, DE VACIO 3	1	1	
2	90464-07M41	CLAMP BRIDA	1	1	
3	90445-09120	HOSE (L600) TUBO (L600)	1	1	
4	90465-11M10	CLAMP BRIDA	1	1	
5	90465-11M10	CLAMP BRIDA	1	1	
6	6DA-12576-00	HOSE 1 MANGUERA 1	2	2	
7	6CE-24377-00	PIPE, JOINT 2 TUBO DE UNION 2	1	1	
8	90445-10056	HOSE (L85) TUBO (L85)	1	1	
9	6DA-1475A-00	PIPE 1 TUBO 1	1	1	
10	90464-16001	CLAMP BRIDA	1	1	
11	6DA-1475F-00	PIPE 3 TUBO 3	1	1	
12	6DA-2416A-00	HOSE TUBO DE COMBUSTIBLE	1	1	
13	6CB-14989-00	ORIFICE, AIR VENT ORIFICIO DE VENTILACION	1	1	
14	6DA-1475G-00	PIPE 4 TUBO 4	1	1	
15	90464-10011	CLAMP BRIDA	1	1	
16	6DA-13545-00	HOSE 1 SELLO	1	1	
17	688-24378-00	PIPE, JOINT 3 TUBO DE UNION 3	1	1	
18	68V-13546-10	HOSE 2 SELLO	1	1	
19	6DA-13548-00	HOSE, AIR 4 TUBO DE AIRE 4	1	1	
20	6E5-21744-00	BREATHER RESPIRADERO	2	2	
21	6DA-13547-00	HOSE 3 SELLO	1	1	
22	90464-18004	CLAMP BRIDA	1	1	
23	90464-16001	CLAMP BRIDA	1	1	
24	90464-16001	CLAMP BRIDA	1	1	

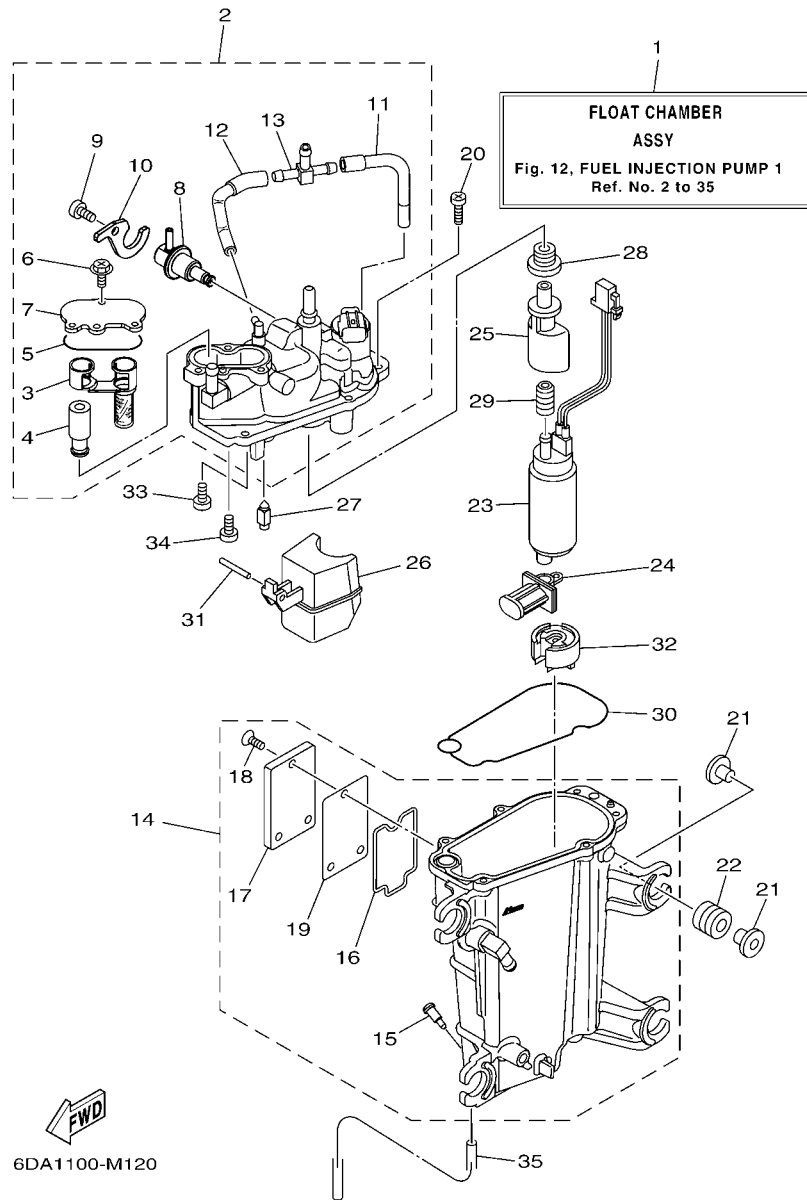


6DA1100-M120

FIG. 12 FUEL INJECTION PUMP 1

BOMBA DE INYECTOR 1

REF. NO.	PART NO. CODIGO Nº	DESCRIPTION DESCRIPCION	6DA3	6DB3	REMARKS OBSERVACIONES
1	6DA-14180-00	FLOAT CHAMBER ASSY CAMARA DE BOIA COMPLETE	1	1	
2	6DA-14182-00	COVER, FLOAT CHAMBER TAPA DE CAMARA DE BOIA	1	1	
3	6CB-24501-01	.FILTER, FUEL .FIELTRO	1	1	
4	6CB-24460-00	.RELIEF VALVE ASSY .VALVELA DE DESCOMPRESION	1	1	
5	6CB-13016-00	.O-RING .ANILLO O	1	1	
6	6CB-14216-00	.SCREW .TORNILLO	3	3	
7	6CB-24217-00	.COVER .CUBIERTA	1	1	
8	6CB-13906-01	.REGULATOR, PRESSURE .REGULADOR	1	1	
9	6CB-14564-00	.SCREW .TORNILLO	1	1	
10	6DA-14146-00	.PLATE .PLACA SOPORTE	1	1	
11	6DA-13892-00	.HOSE, AIR 2 .TUBO DE AIRE 2	1	1	
12	6DA-13893-00	.HOSE, AIR 3 .TUBO DE AIRE 3	1	1	
13	69J-24379-00	.PIPE, JOINT 4 .TUBO DE UNION 4	1	1	
14	6DA-14181-00	BODY, FLOAT CHAMBER 1 CUERPO DE CAMARA DE BOIA	1	1	
15	6P2-14191-00	.PLUG, DRAIN .TORNILLO, DE DRENAJE	1	1	
16	6CB-14239-00	.SEAL .SELLO	1	1	
17	6CB-24452-10	.COVER .CUBIERTA	1	1	
18	6CB-14429-01	.SCREW .TORNILLO	3	3	
19	6CB-24482-00	.GASKET 1 .EMPAQUE 1	1	1	
20	63P-14567-00	SCREW TORNILLO	6	6	
21	69J-13716-00	COLLAR COLLAR	8	8	
22	6CB-13593-00	DAMPER COJINETE DE RODILLOS	4	4	
23	6P2-13907-20	FUEL PUMP COMP. BOMBA DE COMBUSTIBLE COMPLETEA	1	1	
24	63P-13915-00	FILTER FILTRO	1	1	
25	6AW-13132-00	JOINT JUNTA	1	1	
26	6CB-14985-00	FLOAT BOIA	1	1	
27	6CB-14546-00	VALVE, NEEDLE VALVULA DE AGUJA	1	1	



**FIG. 12 FUEL INJECTION PUMP 1**

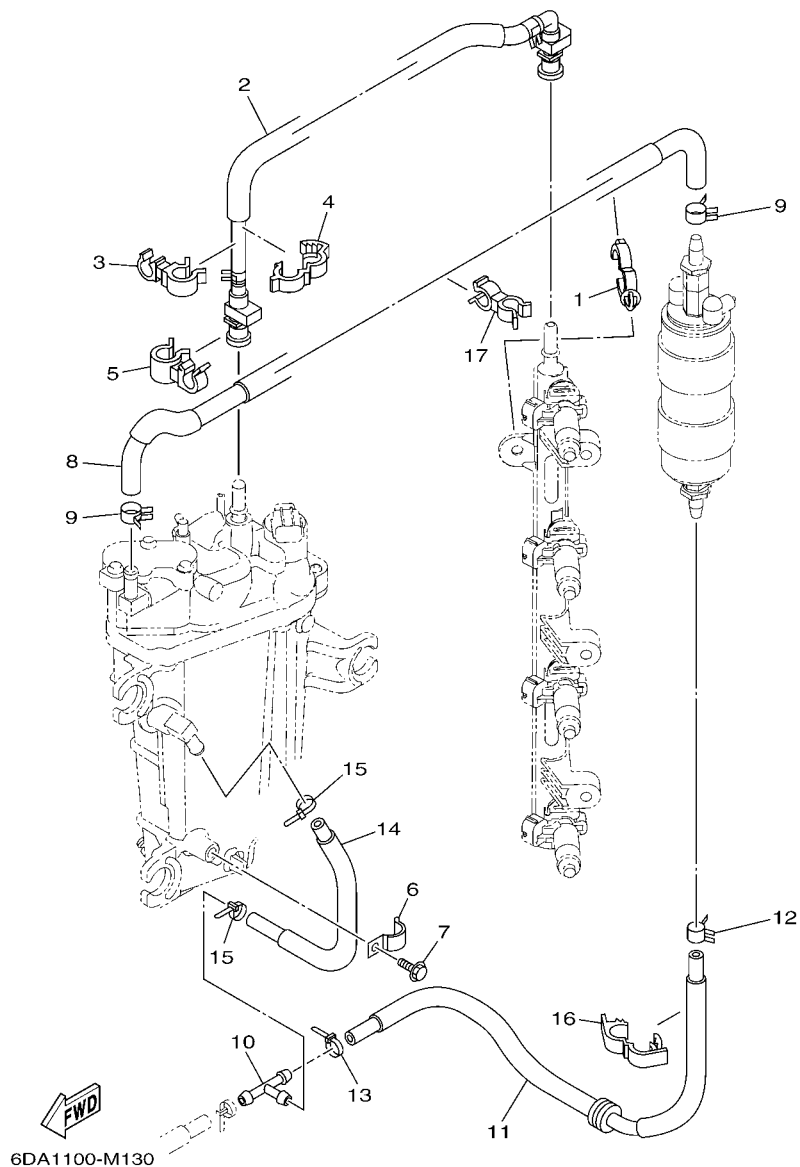
**BOMBA DE INYECTOR 1**

REF. NO.	PART NO. CODIGO Nº	DESCRIPTION DESCRIPCION	6DA3	6DB3	REMARKS OBSERVACIONES
28	6CB-1447B-00	BUSH 1 BUJE 1	1	1	
29	6AW-13781-00	DAMPER, PUMP AMORTIGUADOR DE BOMBA	1	1	
30	6CB-14984-00	GASKET, FLOAT CHAMBER EMPAQUE CAMARA DE BOIA	1	1	
31	6P2-14386-00	PIN, FLOAT PASADOR DE BOIA	1	1	
32	6AW-13784-00	COVER, PUMP CUBIERTA DE BOMBA	1	1	
33	4SV-24453-00	SCREW TORNILLO	1	1	
34	98507-04008	SCREW, PAN HEAD TORNILLO DE CABEZA CON PLANA	1	1	
35	6P2-14149-00	PIPE TUBO	1	1	

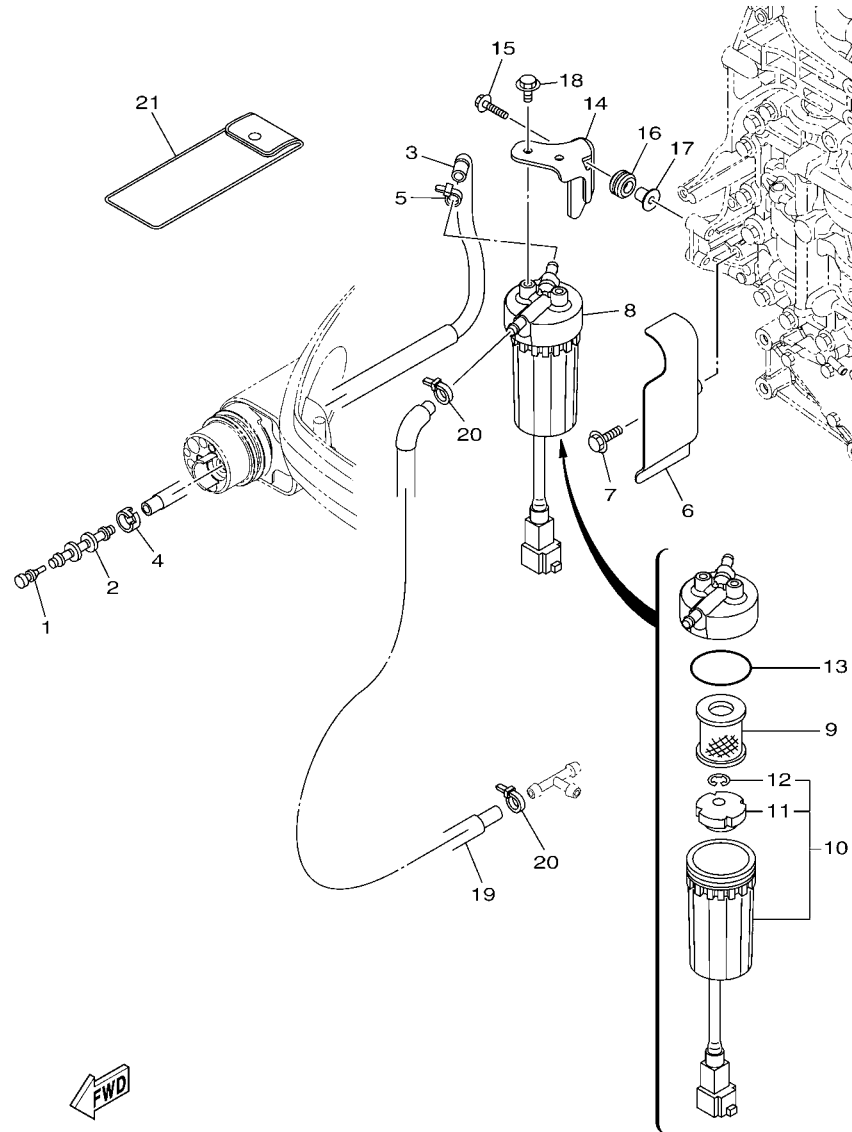


FIG. 13 FUEL INJECTION PUMP 2

BOMBA DE INYECTOR 2



REF. NO.	PART NO. CODIGO Nº	DESCRIPTION DESCRIPCION	6DA3	6DB3	REMARKS OBSERVACIONES
1	90464-20181	CLAMP BRIDA	1	1	
2	6DA-24310-00	FUEL PIPE ASSY TUBO DE COMBUSTIBLE COMPL.	1	1	
3	90464-12010	CLAMP BRIDA	1	1	
4	90464-16003	CLAMP BRIDA	1	1	
5	90464-15007	CLAMP BRIDA	1	1	
6	90465-08M63	CLAMP BRIDA	1	1	
7	95895-06010	BOLT, FLANGE TORNILLO DE REBORDE	1	1	
8	6DA-24324-00	PIPE 13 TUBO 13	1	1	
9	90467-120A7	CLIP PRESILLA	2	2	
10	6E5-24378-00	PIPE, JOINT 3 TUBO DE UNION 3	1	1	
11	6DA-24317-10	PIPE 7 TUBO 7	1	1	EXCEPT FOR CAR
	6DA-24317-00	PIPE 7 TUBO 7	1	1	EXCEPT FOR CAR
12	90467-120A7	CLIP PRESILLA	1	1	FOR CAR
13	90465-11M10	CLAMP BRIDA	1	1	FOR CAR
14	6DA-24323-10	PIPE 12 TUBO 12	1	1	EXCEPT FOR CAR
	6DA-24323-00	PIPE 12 TUBO 12	1	1	EXCEPT FOR CAR
15	90465-11M10	CLAMP BRIDA	2	2	FOR CAR
16	90464-18004	CLAMP BRIDA	1	1	
17	90464-13260	CLAMP BRIDA	1	1	



6DA1100-M140

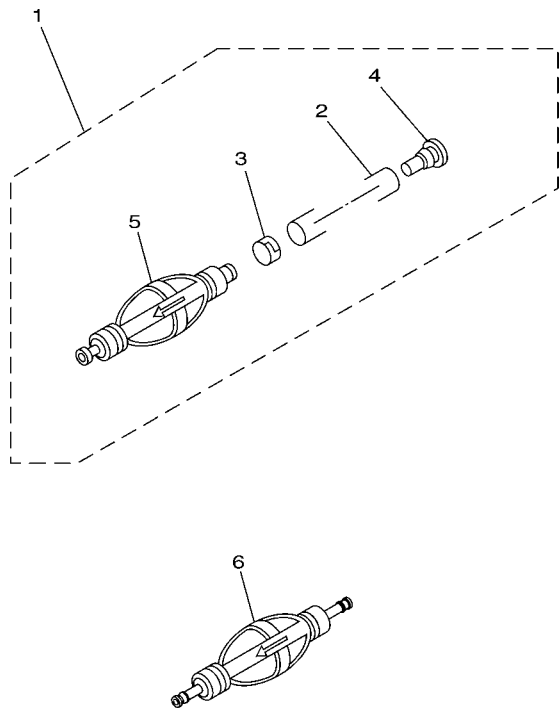
FIG. 14 FUEL 1

COMBUSTIBLE 1

REF. NO.	PART NO. CODIGO Nº	DESCRIPTION DESCRIPCION	6DA3	6DB3	REMARKS OBSERVACIONES
1	689-85547-00	DAMPER AMORTIGUADOR	1	1	
2	6AW-24377-01	PIPE, JOINT 2 TUBO DE UNION 2	1	1	
3	6DA-24314-10	PIPE 4 TUBO 4	1	1	EXCEPT FOR CAR
	6DA-24314-00	PIPE 4 TUBO 4	1	1	EXCEPT FOR CAR
4	6E5-24351-51	BAND 1 ABRAZADERA 1	1	1	FOR CAR
5	90465-11M10	CLAMP BRIDA	1	1	
6	6DA-24596-00	COVER CUBIERTA	1	1	
7	95895-06025	BOLT, FLANGE TORNILLO DE REBORDE	2	2	
8	6P3-24560-03	FILTER ASSY FILTRO COMPLETO	1	1	
9	6P3-24563-01	.ELEMENT, FILTER ELEMENTO DEL FILTRO	1	1	
10	6P3-24562-03	.CUP, FILTER COPA DE FILTRO	1	1	
11	6P3-24469-00	..FLOAT, WATER LEVEL ..BOIA	1	1	
12	6P3-24519-00	..CLIP ..PRESILLA	1	1	
13	6P3-24564-00	.GASKET .EMPAQUE	1	1	
14	6DA-24566-00	BRACKET, FILTER SOPORTE DEL FILTRO	1	1	
15	90119-06M17	BOLT, WITH WASHER TORNILLO CON ARANDELA	2	2	
16	90480-15013	GROMMET TAPON	2	2	
17	90387-06289	COLLAR ESPACIADOR	2	2	
18	95895-06012	BOLT, FLANGE TORNILLO DE REBORDE	2	2	
19	6DA-24313-10	PIPE 3 TUBO 3	1	1	EXCEPT FOR CAR
	6DA-24313-00	PIPE 3 TUBO 3	1	1	EXCEPT FOR CAR
20	90465-11M10	CLAMP BRIDA	2	2	FOR CAR
21	69J-28100-01	TOOL KIT JUEGO DE HERRAMIENTAS	1	1	AP AP

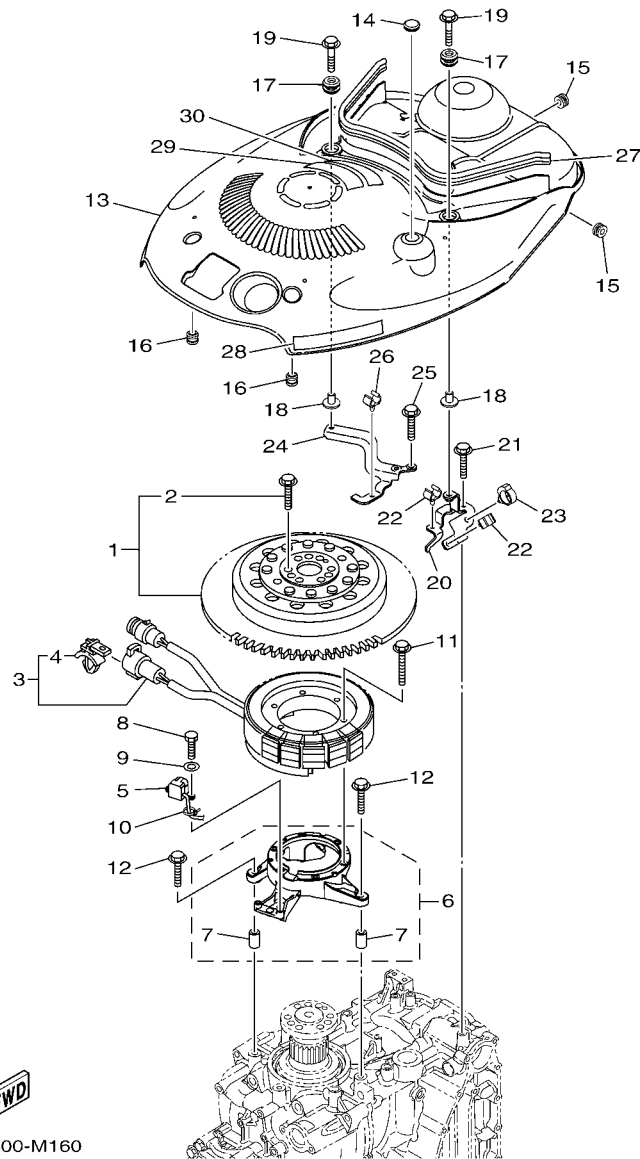
FIG. 15 FUEL 2

COMBUSTIBLE 2



REF. NO.	PART NO. CODIGO Nº	DESCRIPTION DESCRIPCION	6DA3	6DB3	REMARKS OBSERVACIONES
1	6Y2-24307-50	FUEL PIPE COMP. 2 MANGUERA COMPL, COMBUSTIBLE 2	1	1	AP EXCEPT FOR CAR AP EXCEPT FOR CAR
2	90445-13M01	.HOSE (L2050) .MANGUERA (L2050)	1	1	
3	6E5-24351-51	.BAND 1 .ABRAZADERA 1	1	1	
4	90480-06M19	.GROMMET .TAPON	1	1	
5	6Y2-24360-60	.PRIMER PUMP ASSY .SOPORTE BOMBA	1	1	
6	6AW-24360-01	PRIMER PUMP ASSY SOPORTE BOMBA	1	1	AP FOR CAR AP FOR CAR

  
68V9100-J110



6DA1300-M160

FIG. 16 GENERATOR

GENERADOR

REF. NO.	PART NO. CODIGO Nº	DESCRIPTION DESCRIPCION	6DA3	6DB3		REMARKS OBSERVACIONES
1	6DA-W8145-00	ROTOR ASSY WITH BOLTS ROTOR COMPLETO CON TORNILLO	1	1		
2	6AW-W9011-00	.BOLT SET (FOR ROTOR ASSY) .JUEGO DE TORNILLO (PARA ROTOR)	1	1		
3	6DA-81410-00	STATOR ASSY ESTATOR COMPLETO	1	1		
4	90464-12002	.CLAMP .BRIDA	1	1		
5	6CB-85580-00	COIL, PULSER BOBINA DE PULSACION	1	1		
6	6DA-85561-00	BASE, MAGNETO BASE DE MAGNETO	1	1		
7	99590-08012	.PIN, DOWEL .PASADOR, DE ESPIGA	2	2		
8	97095-05020	BOLT PERNO	2	2		
9	92995-05600	WASHER ARANDELA	2	2		
10	90465-13M97	CLAMP BRIDA	1	1		
11	95022-06035	BOLT, FLANGE PERNO, DE BRIDA	6	6		
12	95895-06030	BOLT, FLANGE TORNILLO DE REBORDE	4	4		
13	6DA-81337-00	COVER, FLYWHEEL CUBIERTA DE VOLANTE	1	1		
14	90480-16025	GROMMET TAPON	1	1		
15	90480-12314	GROMMET TAPON	2	2		
16	6A0-82317-00	DAMPER, IGNITION COIL AMORTIGUADOR BOBINA ENCENDIDO	2	2		
17	6BG-42748-00	GROMMET TAPON	2	2		
18	90387-06M69	COLLAR ESPACIADOR	2	2		
19	90119-06M61	BOLT, WITH WASHER TORNILLO CON ARANDELA	2	2		
20	6DA-8132G-00	PLATE PLACA	1	1		
21	95895-06016	BOLT, FLANGE TORNILLO DE REBORDE	1	1		
22	90464-09130	CLAMP BRIDA	2	2		
23	90464-20181	CLAMP BRIDA	1	1		
24	6DA-82398-00	PLATE 3 PLACA 3	1	1		
25	95895-06016	BOLT, FLANGE TORNILLO DE REBORDE	2	2		
26	90464-09130	CLAMP BRIDA	1	1		
27	6DA-42617-00	DAMPER, FORM HULE DE FORMA	1	1		

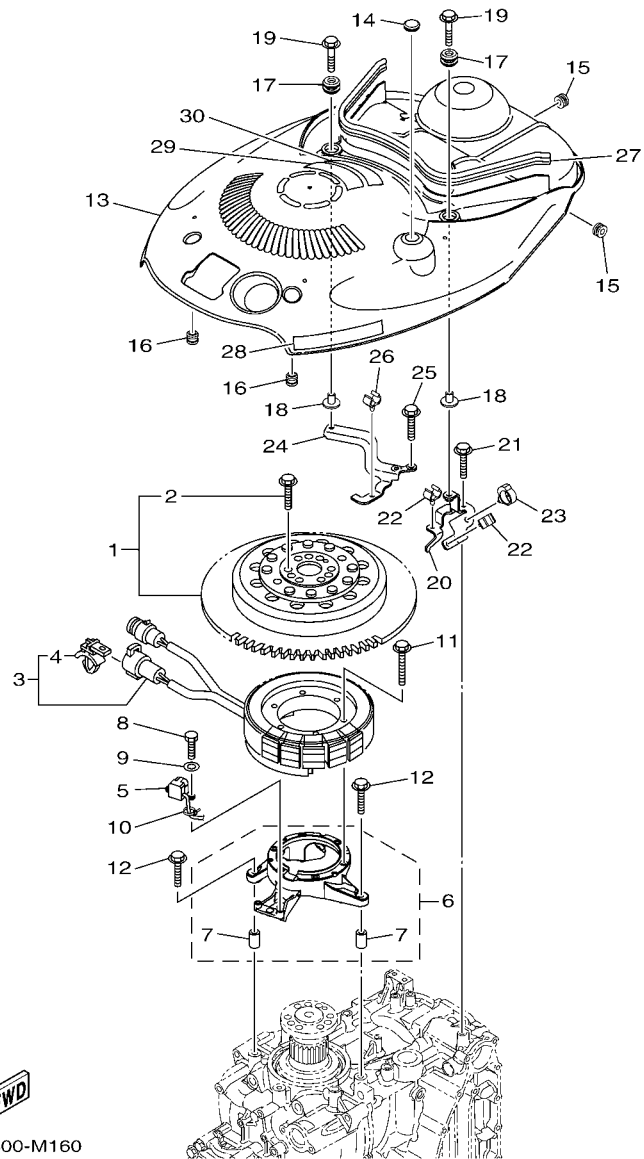


FIG. 16 GENERATOR

GENERADOR

REF. NO.	PART NO. CODIGO Nº	DESCRIPTION DESCRIPCION	6DA3	6DB3			REMARKS OBSERVACIONES
28	63P-13437-62	MARK, CAUTION MARKER	1	1			
29	6EE-81994-40	LABEL, SAFETY ETIQUETA DE SEGURIDAD	1	1			
30	6EE-81994-50	LABEL, SAFETY ETIQUETA DE SEGURIDAD	1	1			FOR CAR FOR CAR
<hr/>							
<hr/>							
<hr/>							
<hr/>							
<hr/>							
<hr/>							
<hr/>							
<hr/>							
<hr/>							
<hr/>							
<hr/>							

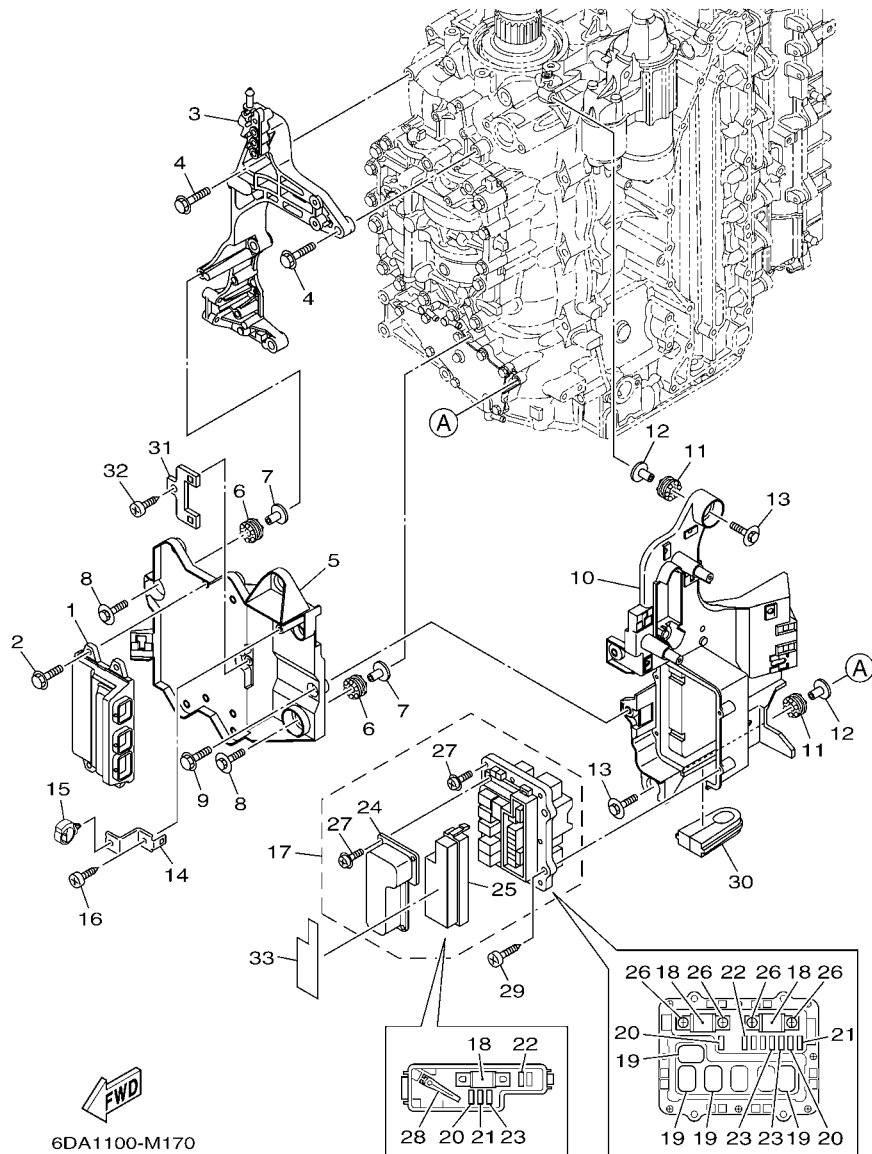


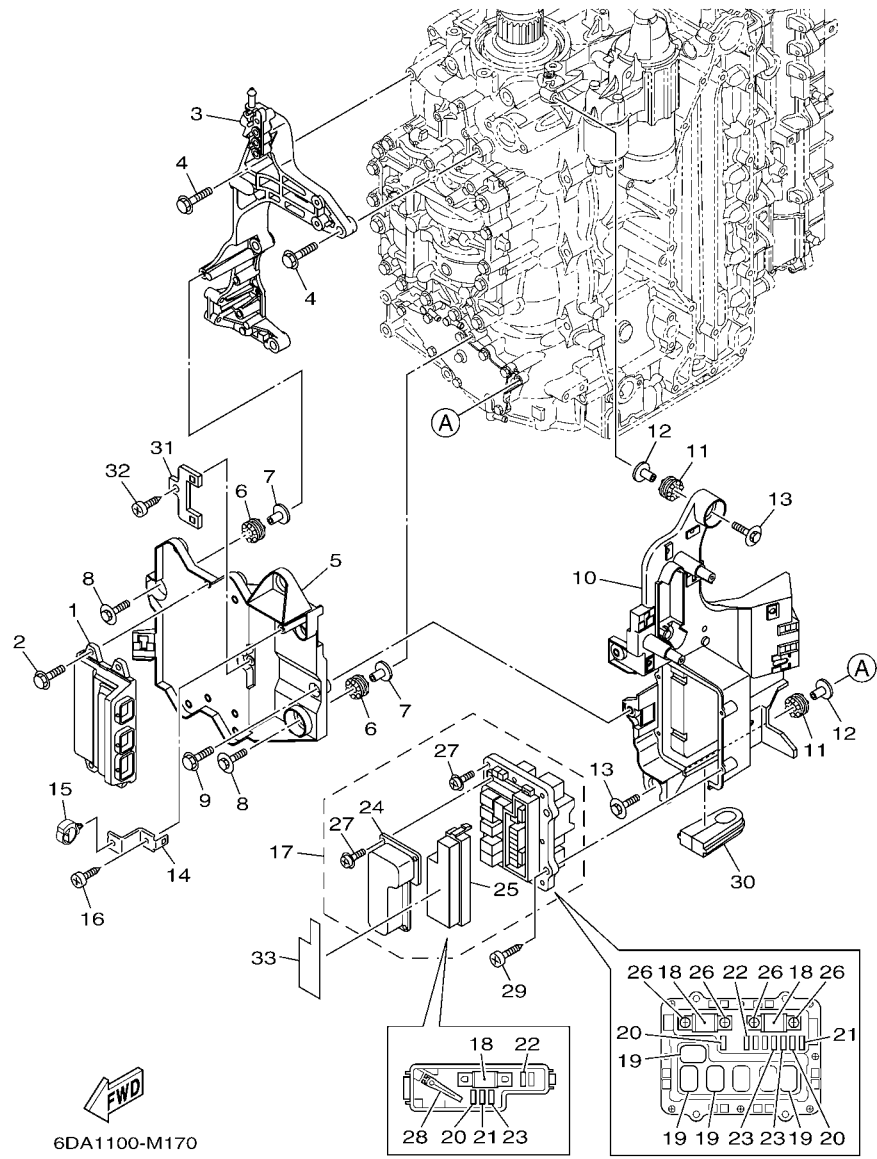
FIG. 17 ELECTRICAL 1

EQUIPO ELECTRICO 1

REF. NO.	PART NO. CODIGO Nº	DESCRIPTION DESCRIPCION	6DA3	6DB3	REMARKS OBSERVACIONES
1	6DA-8591A-02	ENGINE CONTROL UNIT ASSY UNIDAD CONTROL	1	1	
2	95895-06020	BOLT, FLANGE TORNILLO DE REBORDE	4	4	
3	6DA-85991-00	BRACKET, UNIT SOPORTE	1	1	
4	95875-08035	BOLT, FLANGE TORNILLO	4	4	
5	6DA-81948-00	BRACKET SOPORTE	1	1	
6	68F-85516-01	SPACER ESPACIADOR	3	3	
7	90387-06176	COLLAR ESPACIADOR	3	3	
8	68F-85119-00	BOLT PERNO	3	3	
9	95895-06016	BOLT, FLANGE TORNILLO DE REBORDE	2	2	
10	6DA-81952-00	HOLDER, RELAY SOSTEN DE RELE	1	1	
11	68F-85516-01	SPACER ESPACIADOR	3	3	
12	90387-06176	COLLAR ESPACIADOR	3	3	
13	68F-85119-00	BOLT PERNO	3	3	
14	6DA-85548-00	HOLDER SOSTEN	1	1	
15	90464-20181	CLAMP BRIDA	1	1	
16	97780-60620	SCREW, TAPPING TORNILLO DE CABEZA DE CONO ACH	1	1	
17	6DA-82170-02	FUSE BOX ASSY CAJA DE FUSIBLES COMPL.	1	1	
18	6P2-82151-00	.FUSE (60A) .FUSIBLE (60A)	3	3	
19	6AW-8195A-00	.RELAY ASSY .RELE COMPLETO	4	4	
20	67F-82151-40	.FUSE (10A) .FUSIBLE (10A)	3	3	
21	67F-82151-50	.FUSE (15A) .FUSIBLE (15A)	2	2	
22	67F-82151-00	.FUSE (20A) .FUSIBLE (20A)	2	2	
23	67F-82151-10	.FUSE (30A) .FUSIBLE (30A)	3	3	
24	6CB-81639-10	.COVER .TAPA	1	1	
25	6CB-85544-00	.CASE .CAJA	1	1	
26	68F-82846-00	.SCREW, PAN HEAD (M5) .TORNILLO (M5)	4	4	
27	6P2-82113-00	.SCREW .TORNILLO	13	13	

FIG. 17 ELECTRICAL 1

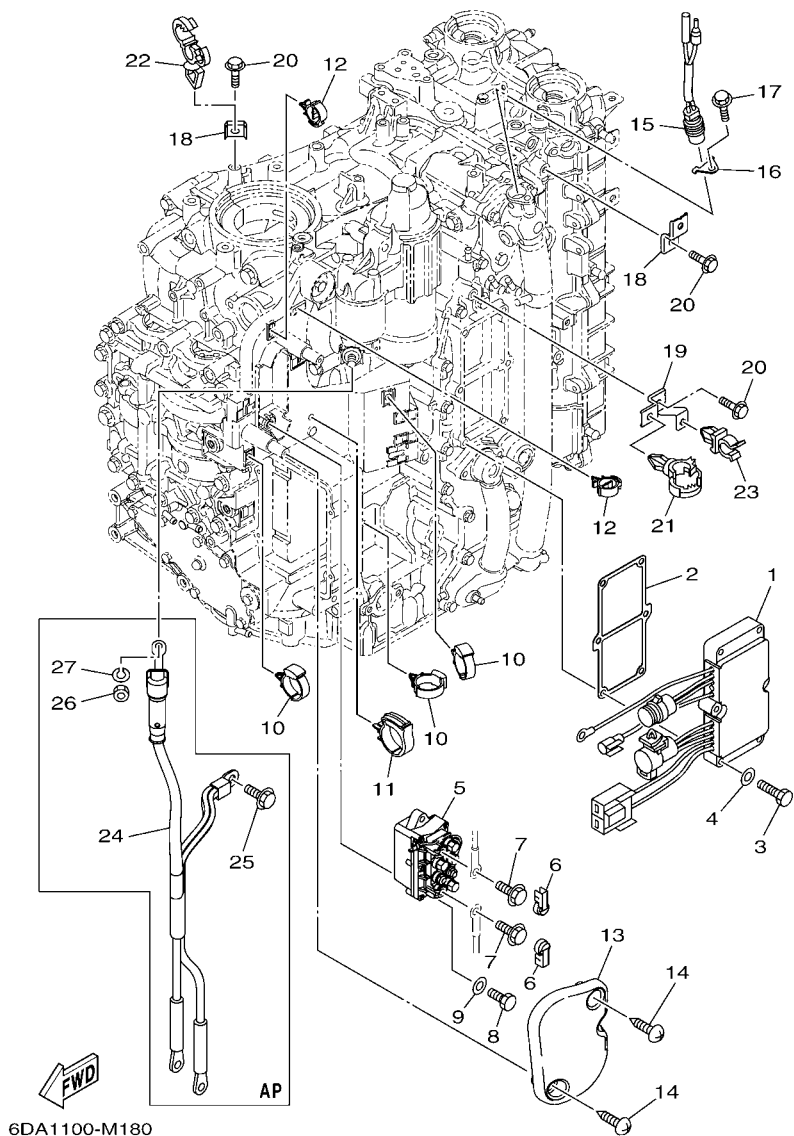
EQUIPO ELECTRICO 1



REF. NO.	PART NO. CODIGO N°	DESCRIPTION DESCRIPCION	6DA3	6DB3				REMARKS OBSERVACIONES
28	67F-2812A-00	.PULLER, FUSE .TIRADOR DE FUSIBLE	1	1				
29	97780-50620	SCREW, TAPPING TORNILLO DE CABEZA DE CONO ACH	4	4				
30	6DA-81336-00	GROMMET TAPON PROTECTOR	1	1				
31	6C5-8257V-00	PLATE, CONNECTOR PLACA DE CONECTOR	1	1				
32	97780-60620	SCREW, TAPPING TORNILLO DE CABEZA DE CONO ACH	1	1				
33	6DA-81919-00	GRAPHIC, REGULATOR CALCAMONIA DE REGULADOR	1	1				
-----								
-----								
-----								
-----								
-----								
-----								
-----								
-----								
-----								
-----								
-----								

FIG. 18 ELECTRICAL 2

EQUIPO ELECTRICO 2

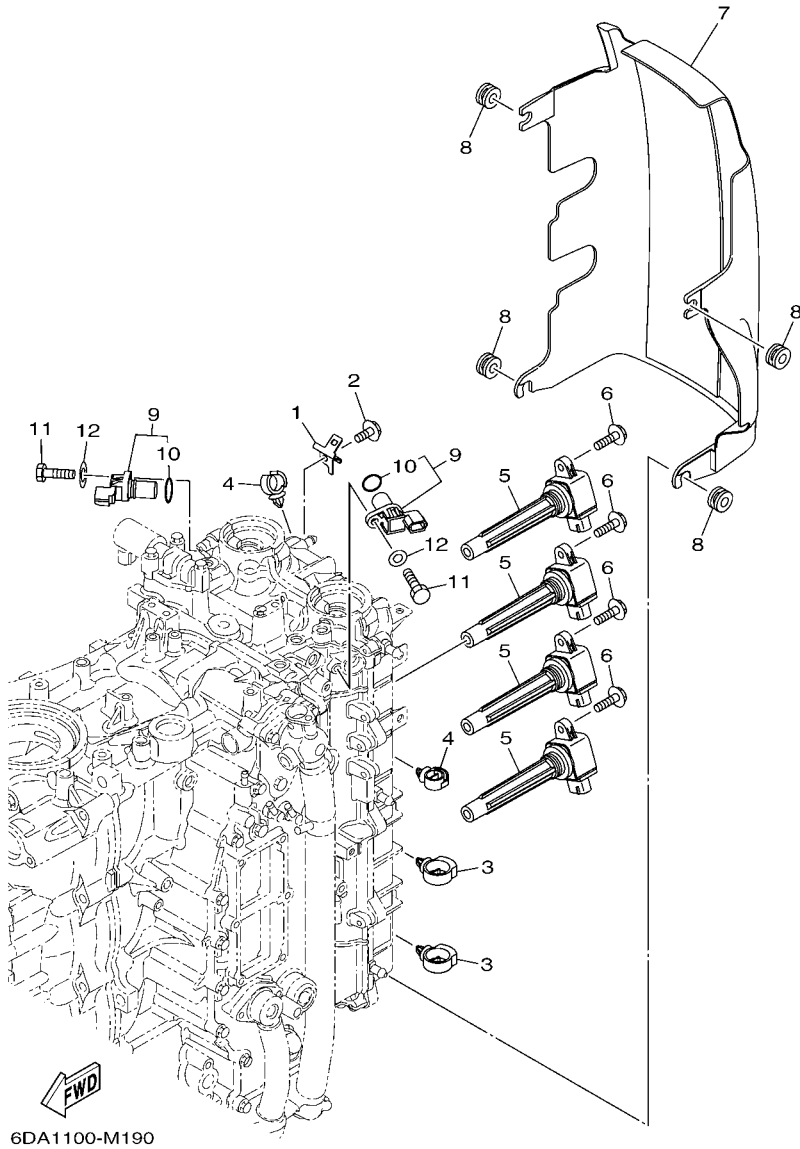


REF. NO.	PART NO. CODIGO Nº	DESCRIPTION DESCRIPCION	6DA3	6DB3	REMARKS OBSERVACIONES
1	6DA-81960-00	RECTIFIER & REGULATOR ASSY RECTIFICADOR Y REGULADOR	1	1	
2	6DA-81975-00	PLATE, RECTIFIER FITTING PLACA ACCESORIA RECTIF.	1	1	
3	97095-06035	BOLT PERNO	6	6	
4	92995-06600	WASHER ARANDELA	6	6	
5	63P-81950-00	RELAY ASSY RELE COMPLETO	1	1	
6	6P2-8183X-00	CAP, TERMINAL CUBIERTA DE TERMINAL	2	2	
7	97595-06610	BOLT, WITH WASHER PERNO CON ARANDELA	2	2	
8	97095-06020	BOLT PERNO	2	2	
9	92995-06600	WASHER ARANDELA	2	2	
10	90464-12183	CLAMP BRIDA	3	3	
11	90464-32002	CLAMP BRIDA	1	1	
12	90464-18246	CLAMP BRIDA	2	2	
13	6DA-81942-00	COVER CUBIERTA	1	1	
14	90169-05M00	SCREW, TRUSS HEAD TAPPING TORNILLO	2	2	
15	6P2-82560-01	THERMO SWITCH ASSY INTER. DE TERMO	1	1	
16	6E9-82588-00	PLATE PLACA	1	1	
17	95895-06012	BOLT, FLANGE TORNILLO DE REBORDE	1	1	
18	6DA-82388-00	PLATE PLACA	2	2	
19	6DA-82389-00	PLATE 2 PLACA 2	1	1	
20	95895-06016	BOLT, FLANGE TORNILLO DE REBORDE	3	3	
21	90464-20181	CLAMP BRIDA	1	1	
22	90464-13249	CLAMP BRIDA	1	1	
23	90464-09008	CLAMP BRIDA	1	1	
24	6DA-82105-01	BATTERY CABLE CABLE DE BATERIA	1	1	AP
25	95895-08016	BOLT, FLANGE TORNILLO DE REBORDE	1	1	AP
26	95333-08600	NUT TUERCA	1	1	AP
27	92903-08100	WASHER, SPRING RONDANA SENCILLA	1	1	AP



FIG. 19 ELECTRICAL 3

EQUIPO ELECTRICO 3



6DA1100-M190

REF. NO.	PART NO. CODIGO Nº	DESCRIPTION DESCRIPCION	6DA3	6DB3	REMARKS OBSERVACIONES
1	6D8-82389-01	PLATE 2 PLACA 2	1	1	
2	95895-06012	BOLT, FLANGE TORNILLO DE REBORDE	1	1	
3	90464-20181	CLAMP BRIDA	2	2	
4	90464-13249	CLAMP BRIDA	2	2	
5	6CB-82310-00	IGNITION COIL ASSY BOBINA DE ENCENDIDO COMPLETA	4	4	
6	95895-06025	BOLT, FLANGE TORNILLO DE REBORDE	4	4	
7	6DA-82314-00	COVER, IGNITION COIL CUBIERTA BOBINA ENCENDIDO	1	1	
8	90480-12314	GROMMET TAPON	4	4	
9	6P2-85896-00	SENSOR, CAM POSITION SENSOR DE LEVA	2	2	
10	6P2-85075-00	.O-RING .ANILLO-O	1	1	
11	97095-06020	BOLT PERNO	2	2	
12	92995-06600	WASHER ARANDELA	2	2	
-----					
-----					
-----					
-----					
-----					
-----					
-----					
-----					
-----					
-----					

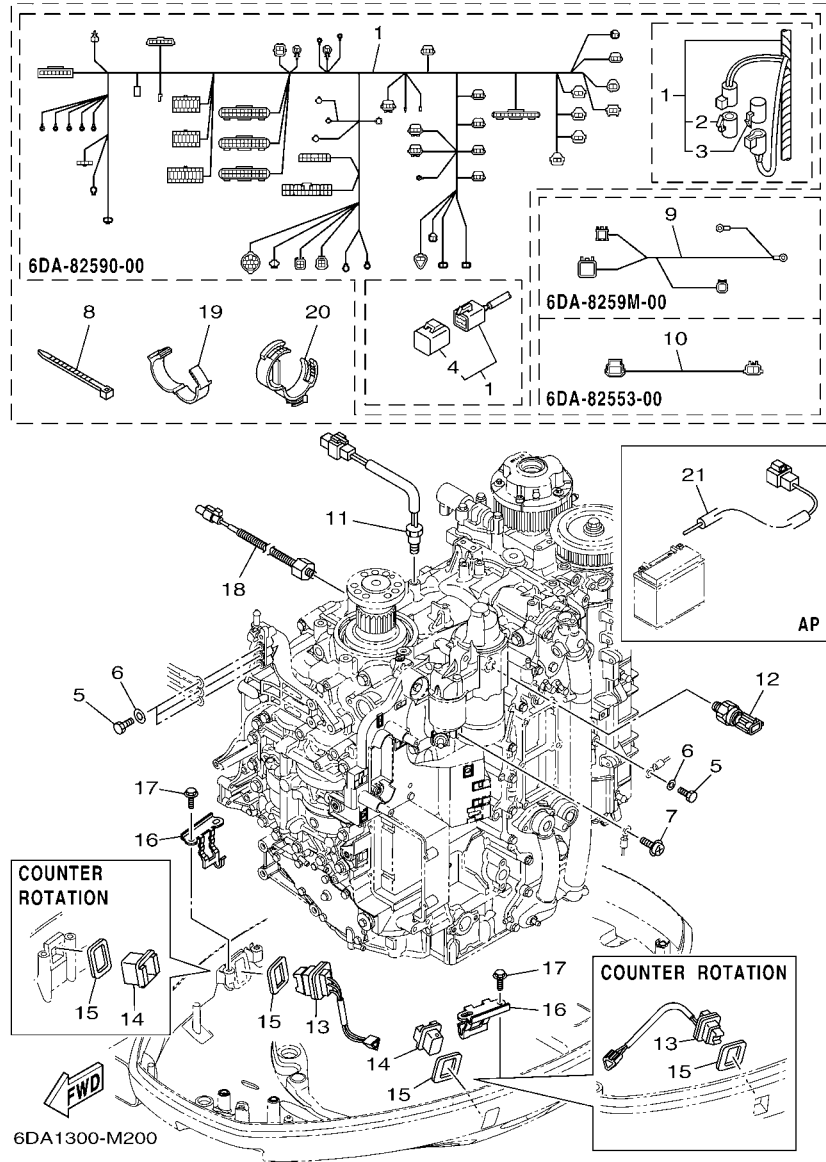


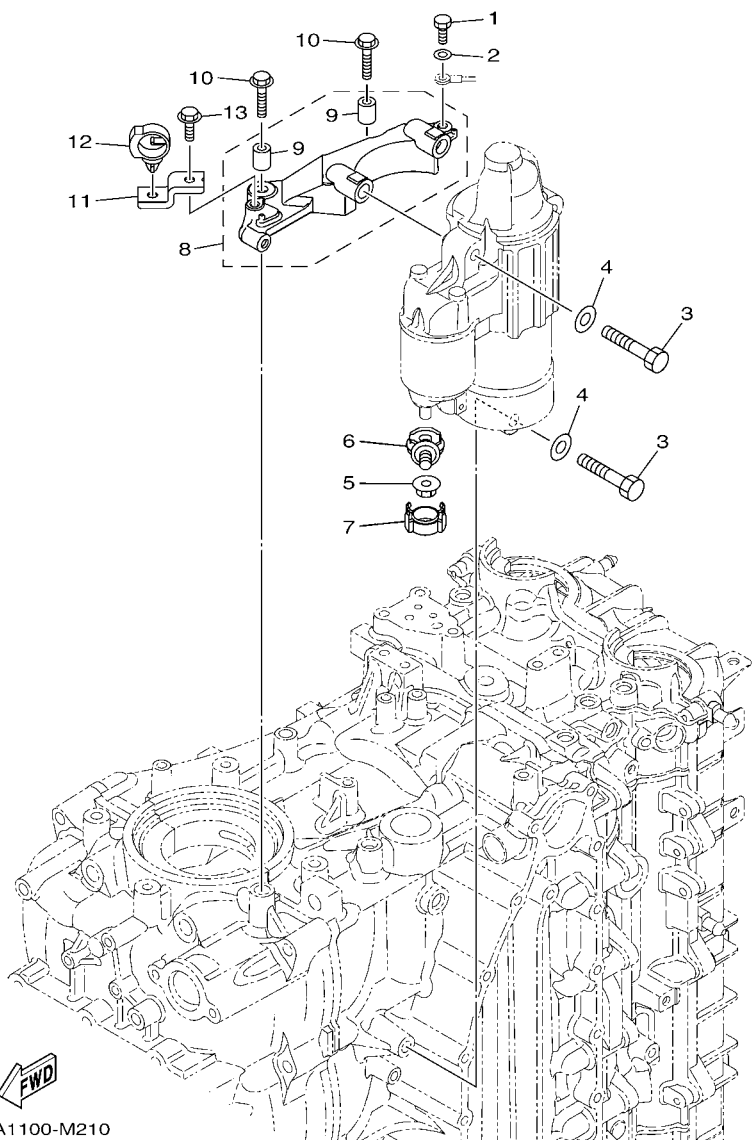
FIG. 20 ELECTRICAL 4

EQUIPO ELECTRICO 4

REF. NO.	PART NO. CODIGO Nº	DESCRIPTION DESCRIPCION	6DA3	6DB3	REMARKS OBSERVACIONES
1	6DA-82590-00	WIRE HARNESS ASSY CONJUNTO DE CABLES	1	1	
2	6DA-82582-00	.CAP 1 (FEMALE) .TAPA 1	1	1	
3	6DA-82582-10	.CAP 1 (MALE) .TAPA 1	1	1	
4	6Y8-82582-11	.CAP 1 (4PIN) .CUBIERTA DE ARNES DE CABLE	1	1	
5	97095-06016	BOLT PERNO	4	4	
6	92995-06600	WASHER ARANDELA	4	4	
7	97985-04308	SCREW, WITH WASHER TORNILLO, CON ARANDELA	1	1	
8	90465-11M59	CLAMP BRIDA	1	1	
9	6DA-8259M-00	WIRE HARNESS ASSY 2 ARNES DE CABLES	1	1	
10	6DA-82553-00	EXTENSION, WIRE LEAD CABLE	1	1	
11	6CB-85790-00	THERMOSENSOR ASSY TERMICA SENSORIO	1	1	
12	6AW-83651-00	SENDER, OIL PRESSURE TRASMISOR DE PRESION DE ACEITE	1	1	
13	69J-82563-01	TRIM & TILT SWITCH ASSY INTERRUPTOR DE INCLINACION	1	1	
14	69J-42723-01	COVER, BOTTOM CUBIERTA INFERIOR	1	1	
15	69J-82587-00	GASKET EMPAQUETADURA	2	2	
16	63P-83614-01	BRACKET SOPORTE	2	2	
17	95895-06012	BOLT, FLANGE TORNILLO DE REBORDE	4	4	
18	6CJ-85780-00	SENSOR, KNOCK CHOCAR SENSORIO	1	1	
19	90464-26001	CLAMP BRIDA	5	5	
20	90464-30003	CLAMP BRIDA	2	2	
21	69J-81949-02	WIRE, LEAD (ISOLATOR, 3.8M ) CABLE CONDUCTOR, 3.8M	1	1	AP AP

FIG. 21 ELECTRICAL 5

EQUIPO ELECTRICO 5

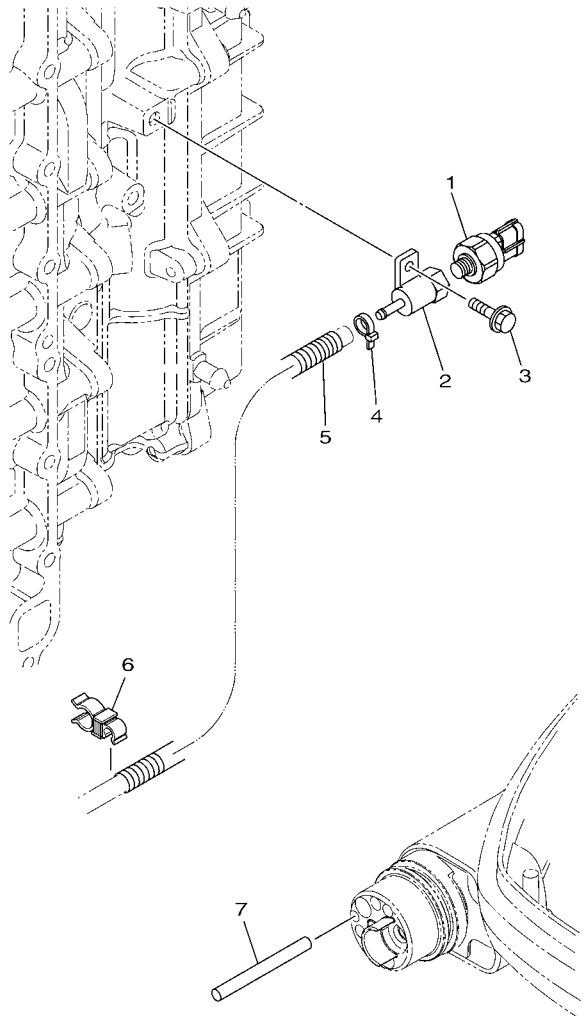


6DA1100-M210

REF. NO.	PART NO. CODIGO Nº	DESCRIPTION DESCRIPCION	6DA3	6DB3		REMARKS OBSERVACIONES
1	97095-06016	BOLT PERNO	1	1		
2	92995-06600	WASHER ARANDELA	1	1		
3	97013-08045	BOLT PERNO	3	3		
4	92903-08600	WASHER, PLATE RONDANA SENCILLA	3	3		
5	90179-08003	NUT TUERCA	1	1		
6	60V-81925-00	TERMINAL TERMINAL	1	1		
7	68F-82582-00	COVER, WIRE HARNESS CUBIERTA DE ARNES DE CABLE	1	1		
8	6DA-81822-00	BRACKET, STARTING MOTOR SOPORTE DE MOTOR DE ARRANQUE	1	1		
9	99590-10114	.PIN, DOWEL .PASADOR, DE ESPIGA	2	2		
10	90105-08M87	BOLT, FLANGE TORNILLO	2	2		
11	6DA-82388-00	PLATE PLACA	1	1		
12	90464-20181	CLAMP BRIDA	1	1		
13	95895-06016	BOLT, FLANGE TORNILLO DE REBORDE	1	1		

FIG. 22 ELECTRICAL 6

EQUIPO ELECTRICO 6

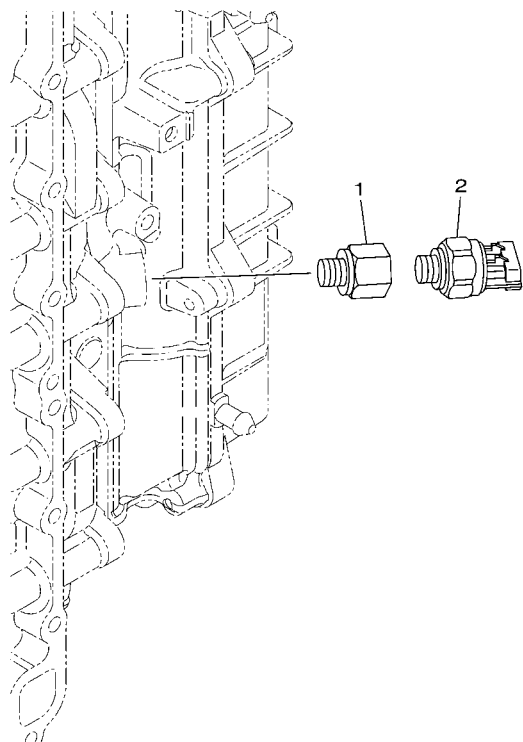


  
6DA1300-M380

REF. NO.	PART NO. CODIGO Nº	DESCRIPTION DESCRIPCION	6DA3	6DB3		REMARKS OBSERVACIONES
1	6AW-8366B-01	SENSOR, WATER PRESSURE SENSOR DE PRESION AGUA	1			FOR LAN SPEED FOR LAN SPEED
2	60V-8366D-00	ADAPTOR, INPUT CONECTOR BANJO 3	1			FOR LAN SPEED FOR LAN SPEED
3	95895-06016	BOLT, FLANGE TORNILLO DE REBORDE	1			FOR LAN SPEED FOR LAN SPEED
4	90465-11M10	CLAMP BRIDA	1			FOR LAN SPEED FOR LAN SPEED
5	90447-07008	HOSE, WITH SPRING (L200) TUBO	1			FOR LAN SPEED FOR LAN SPEED
6	90464-13013	CLAMP BRIDA	1			FOR LAN SPEED FOR LAN SPEED
7	60V-42629-00	SEAL SELLO 2	1			FOR LAN SPEED FOR LAN SPEED

FIG. 23 ELECTRICAL 7

EQUIPO ELECTRICO 7



REF. NO.	PART NO. CODIGO Nº	DESCRIPTION DESCRIPCION	6DA3	6DB3	REMARKS OBSERVACIONES
1	63P-8366C-00	ADAPTOR, INPUT CONECTOR BANJO 2	1	1	FOR LAN WATER PRESSURE
2	6AW-8366B-01	SENSOR, WATER PRESSURE SENSOR DE PRESION AGUA	1	1	FOR LAN WATER PRESSURE

 6DA1200-M470

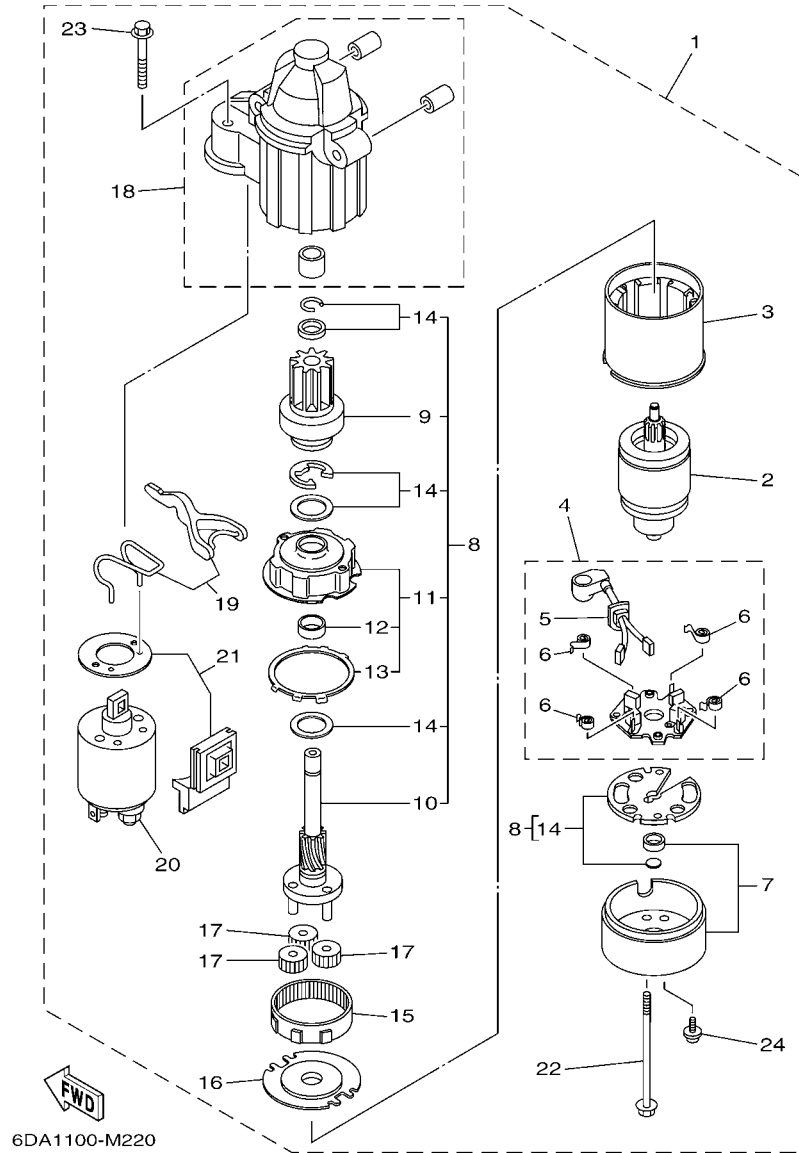


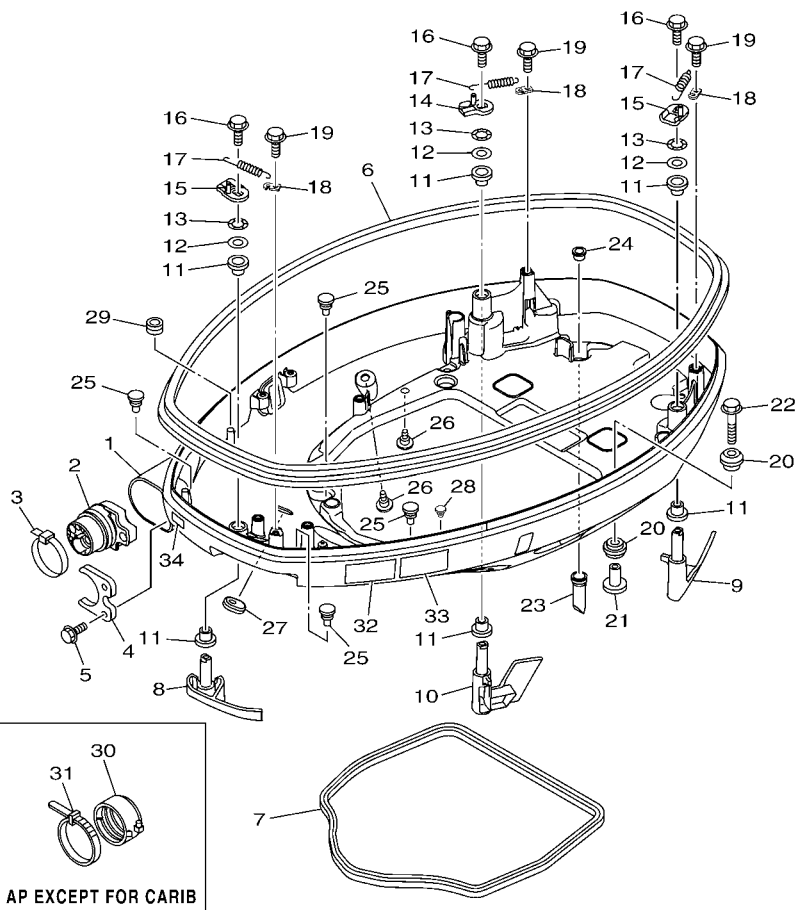
FIG. 24 STARTING MOTOR

MOTOR DE ARRANQUE

REF. NO.	PART NO. CODIGO Nº	DESCRIPTION DESCRIPCION	6DA3	6DB3	REMARKS OBSERVACIONES
1	6CB-81800-00	STARTING MOTOR ASSY MOTOR DE ARRANQUE COMPLETO	1	1	
2	67F-81850-00	.ARMATURE ASSY .INDUCIDO COMPLETO	1	1	
3	67F-81810-00	.STATOR ASSY .ESTATOR COMPLETO	1	1	
4	69J-81840-00	.BRUSH HOLDER ASSY .SOSTEN DE ESCOBILLA COMPLETO	1	1	
5	69J-81801-00	..BRUSH SET ..JUEGO DE ESCOBILLA	1	1	
6	67F-81813-00	..SPRING, BRUSH ..RESORTE DE ESCOBILLA	4	4	
7	6CB-81820-00	.REAR BRACKET ASSY .CUBIERTA TRASERA COMPL	1	1	
8	6CB-81807-00	.GEAR ASSY, STARTING MOTOR .PINON CONJUNTO	1	1	
9	6CB-81832-00	..CLUTCH, OVER RUN ..PINON COMPL	1	1	
10	6CB-81836-00	..SHAFT, PINION ..ARBOL, PINON	1	1	
11	67F-81821-00	..BRACKET, CENTER 1 ..SOPORTE, CENTRO 1	1	1	
12	67F-81841-00	..BEARING ..PORTADOR	1	1	
13	67F-8183R-00	..GASKET ..EMPAQUETADURA	1	1	
14	6CB-81809-00	..WASHER KIT ..JUEGO DE ARANDELA	1	1	
15	67F-81891-00	.GEAR, RING .ENGRANAJE ANILLO	1	1	WITH 67F-8183R-00 WITH 67F-8183R-00
16	67F-81830-00	..BRACKET, CENTER 2 ..SOPORTE, CENTRO 2	1	1	
17	60V-8183T-00	.GEAR, IDLER .ENGRANAJE NEUTRO	3	3	
18	6CB-81842-00	.COVER .TAPA	1	1	
19	6C5-81839-00	.LEVER ASSY .PALANCA COMPL.	1	1	
20	6C5-81941-00	.STARTER RELAY ASSY .RELE DE ARRANQUE	1	1	
21	6C5-81869-00	.COVER, DUST .CUBIERTA PARA POLVO	1	1	
22	6CB-81826-00	.BOLT .PERNO	2	2	
23	69J-81828-00	.SCREW 2 .TORNILLO DE EMPUJE 2	2	2	
24	67F-81846-00	.SCREW .TORNILLO	2	2	

FIG. 25 BOTTOM COWLING 1

CUBIERTA INFERIOR 1

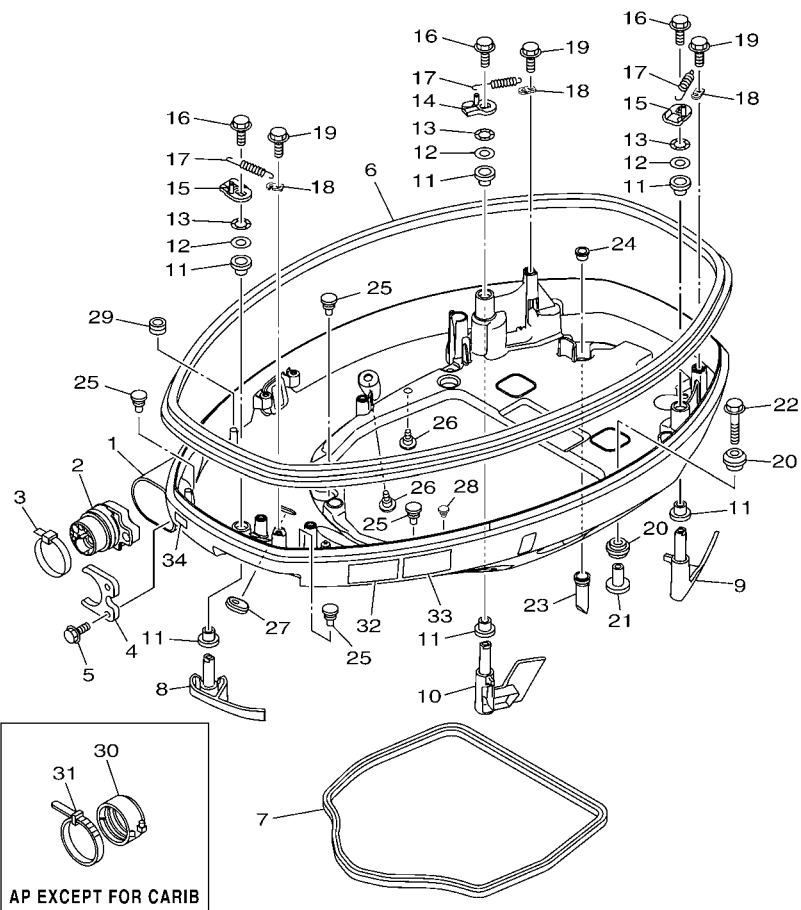


**FWD**  
6DA1200-M230

REF. NO.	PART NO. CODIGO Nº	DESCRIPTION DESCRIPCION	6DA3	6DB3	REMARKS OBSERVACIONES
1	6DA-42710-00-8D	BOTTOM COWLING ASSY CUBIERTA INFERIOR COMPL.	1	1	
2	6DA-42725-00	GROMMET TAPON	1	1	
3	90465-13M30	CLAMP BRIDA	1	1	FOR CAR FOR CAR
4	6CB-42761-00	STOPPER RETEN 1	1	1	
5	95895-06014	BOLT, FLANGE TORNILLO DE REBORDE	2	2	
6	6DA-42615-00	SEAL SELLO	1	1	
7	63P-42716-00	RUBBER, SEAL 1 SELLO DE GOMA 1	1	1	
8	6DA-42815-00-8D	LEVER, CLAMP PALANCA ABRAZADERA	1	1	
9	6DA-42816-01-8D	LEVER, CLAMP PALANCA ABRAZADERA	1	1	
10	6DA-42817-01-8D	LEVER, CLAMP PALANCA ABRAZADERA	1	1	
11	90386-15M73	BUSH BUJE	6	6	
12	90201-156J2	WASHER, PLATE ARANDELA PLANA	3	3	
13	90206-15M18	WASHER, WAVE ARANDELA ONDULADA	3	3	
14	6CB-42818-00	LEVER, CLAMP PALANCA, ABRAZADERA	1	1	
15	6CB-42819-00	LEVER, CLAMP PALANCA ABRAZADERA	2	2	
16	95895-08012	BOLT, FLANGE TORNILLO DE REBORDE	3	3	
17	90506-22001	SPRING, TENSION RESORTE DE TENSION	3	3	
18	66T-43144-00	HOOK, SPRING GANCHO	3	3	
19	95895-06012	BOLT, FLANGE TORNILLO DE REBORDE	3	3	
20	90480-22M81	GROMMET TAPON	8	8	
21	90387-08M37	COLLAR ESPACIADOR	4	4	
22	90119-08M22	BOLT, WITH WASHER TORNILLO CON ARANDELA	4	4	
23	6DA-42717-00	RUBBER, SEAL 2 GOMA	4	4	
24	6DA-42384-00	SEAL, CAP SELLO DE TAPA	4	4	
25	6H4-42748-00	GROMMET TAPON	4	4	
26	6P2-44391-00	NIPPLE, HOSE NIPLE MANGUERA	2	2	
27	61A-42727-00	GROMMET TAPON	1	1	

FIG. 25 BOTTOM COWLING 1

CUBIERTA INFERIOR 1



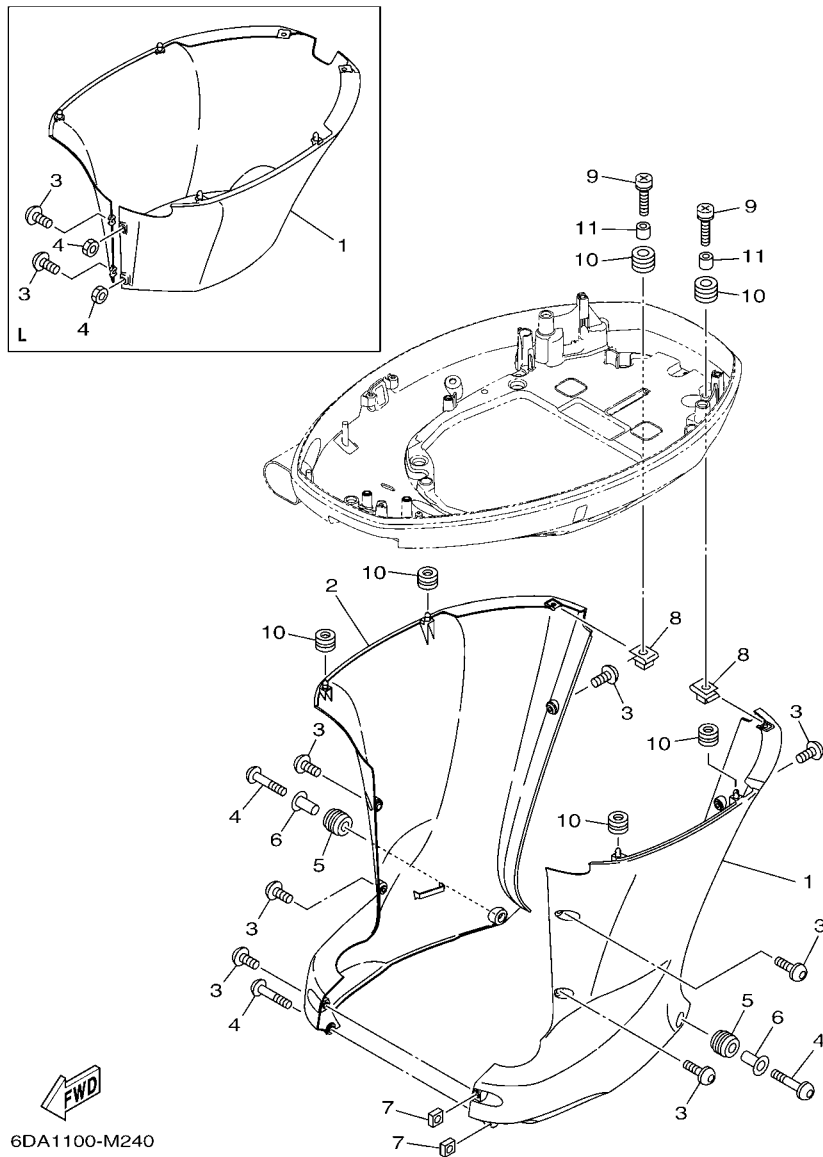
6DA1200-M230

REF. NO.	PART NO. CODIGO Nº	DESCRIPTION DESCRIPCION	6DA3	6DB3	REMARKS OBSERVACIONES
28	90269-07003	RIVET REMACHE	1	1	
29	90480-13163	GROMMET TAPON	1	1	
30	68F-42753-00	FASTNER TIRADOR	1	1	AP EXCEPT FOR CAR AP EXCEPT FOR CAR
31	90464-20258	CLAMP BRIDA	1	1	AP EXCEPT FOR CAR AP EXCEPT FOR CAR
32	6EE-42794-40	LABEL, WARNING (GENERAL) ETIQUETA DE PRECAUCION	1	1	
33	6EE-42794-50	LABEL, WARNING (GENERAL) ETIQUETA DE PRECAUCION	1	1	FOR CAR FOR CAR
34	6AH-81996-00	MARK MARCA	1	1	FOR CAR FOR CAR



FIG. 26 BOTTOM COWLING 2

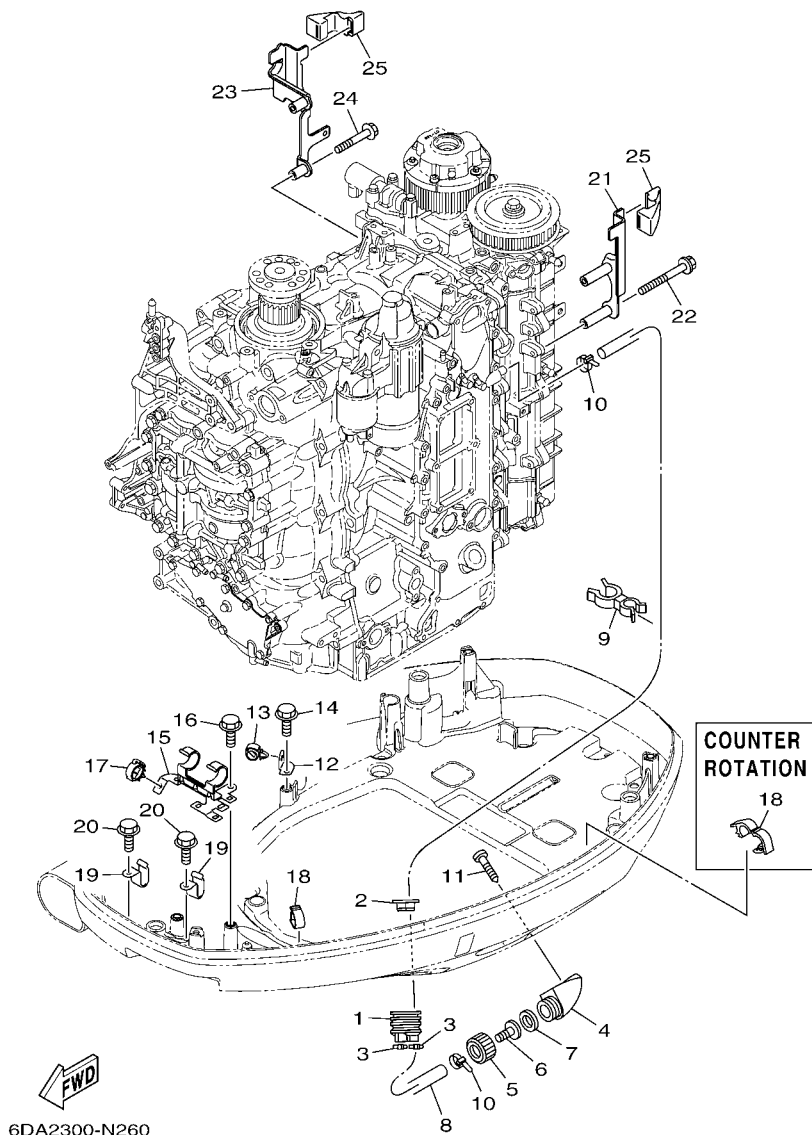
CUBIERTA INFERIOR 2



REF. NO.	PART NO. CODIGO Nº	DESCRIPTION DESCRIPCION	6DA3	6DB3	REMARKS OBSERVACIONES
1	6DA-42740-00	APRON COMPLETE 1 MANDIL COMPLETO 1	1	1	X(25.3") X(25.3")
	6DA-42741-10-8D	APRON MANDIL	1		L(20.3") L(20.3")
2	6DA-42770-00	APRON COMPLETE 2 MANDIL COMPLETO 2	1	1	X(25.3") X(25.3")
3	90111-06144	BOLT,HEX. SOCKET BUTTON TORNILLO	7	7	X(25.3") X(25.3")
	90159-06M28	SCREW, WITH WASHER TORNILLO CON VALONA	2		L(20.3") L(20.3")
4	90111-06142	BOLT,HEX. SOCKET BUTTON TORNILLO	3	3	X(25.3") X(25.3")
	95380-06600	NUT, HEXAGON TUERCA	2		L(20.3") L(20.3")
5	90480-16009	GROMMET TAPON	2	2	X(25.3") X(25.3")
6	90387-07028	COLLAR ESPACIADOR	2	2	X(25.3") X(25.3")
7	90173-06001	NUT, SQUARE TUERCA CUADRADA	2	2	X(25.3") X(25.3")
8	90183-061A6	NUT, SPRING TUERCA DE RESORTE	2	2	
9	90159-06053	SCREW, WITH WASHER TORNILLO CON VALONA	2	2	
10	90480-13M24	GROMMET TAPON	6	6	
11	90387-06M43	COLLAR ESPACIADOR	2	2	
-----					
-----					
-----					
-----					
-----					

FIG. 27 BOTTOM COWLING 3

CUBIERTA INFERIOR 3

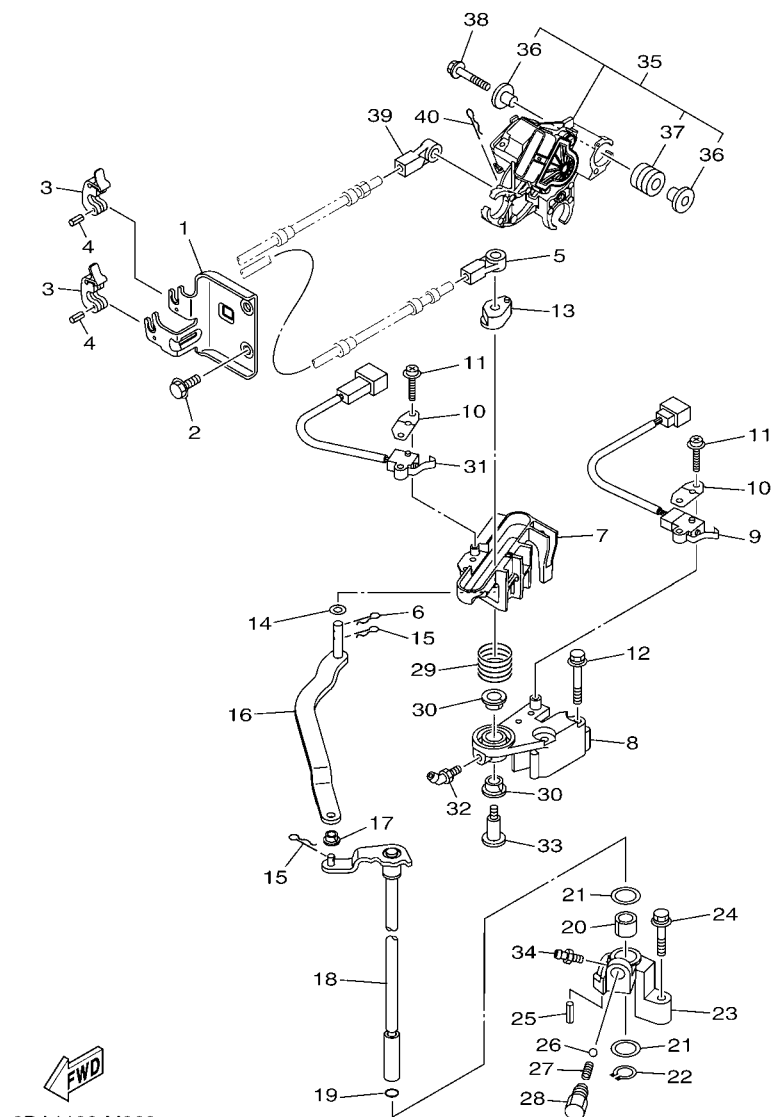


6DA2300-N260

REF. NO.	PART NO. CODIGO Nº	DESCRIPTION DESCRIPCION	6DA3	6DB3		REMARKS OBSERVACIONES
1	6H1-42726-21	GROMMET TAPON	1	1		
2	6BG-42384-00	SEAL, CAP SELLO DE TAPA	1	1		
3	90465-11M10	CLAMP BRIDA	2	2		
4	6AW-12572-00	ADAPTER ADAPTADOR	1	1		
5	6R3-12581-00	JOINT, HOSE 1 CONEXION	1	1		
6	6AW-12582-00	JOINT, HOSE 2 CONEXION	1	1		
7	6R3-12583-00	GASKET, HOSE JOINT EMPAQUETADURA JUNTA DE MANGUE	1	1		
8	6DA-42541-00	PIPE 1 TUBO 1	1	1		
9	90464-21256	CLAMP BRIDA	1	1		
10	90465-11M10	CLAMP BRIDA	2	2		
11	97780-60520	SCREW, TAPPING TORNILLO DE CABEZA DE CONO ACH	2	2		
12	63P-42756-00	STAY, CLAMP SOPORTE DE GRAMPA	1	1		
13	90464-13249	CLAMP BRIDA	1	1		
14	95895-06012	BOLT, FLANGE TORNILLO DE REBORDE	1	1		
15	6DA-8366G-00	BRACKET 3 SOPORTE 3	1	1		
16	95895-06012	BOLT, FLANGE TORNILLO DE REBORDE	2	2		
17	90464-18246	CLAMP BRIDA	1	1		
18	90464-18004	CLAMP BRIDA	1			
	90464-18004	CLAMP BRIDA		2		
19	90462-12013	CLAMP BRIDA	2	2		
20	95895-06012	BOLT, FLANGE TORNILLO DE REBORDE	2	2		
21	6DA-11998-00	BRACKET 1 SOPORTE 1	1	1		
22	95895-06065	BOLT, FLANGE TORNILLO DE REBORDE	2	2		
23	6DA-11999-00	BRACKET 2 SOPORTE 2	1	1		
24	95895-06040	BOLT, FLANGE TORNILLO DE REBORDE	2	2		
25	6CB-42662-00	DAMPER AMORTIGUADOR	2	2		

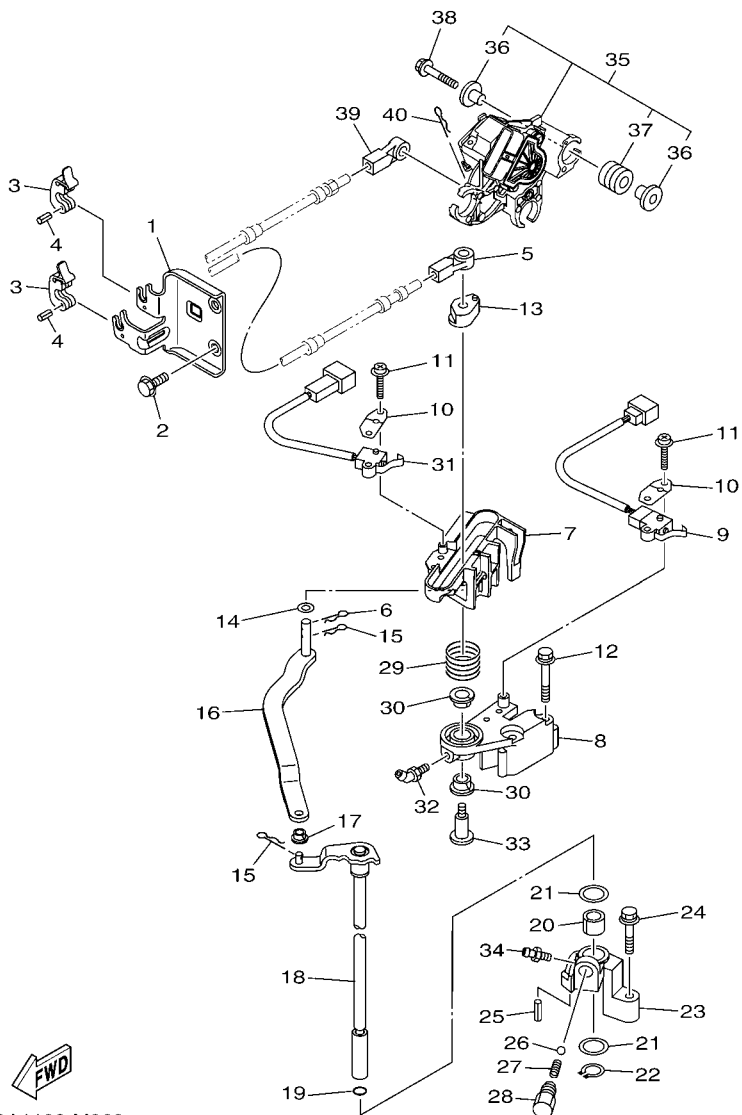
FIG. 28 CONTROL

CONTROL



  
6DA1100-M260

REF. NO.	PART NO. CODIGO Nº	DESCRIPTION DESCRIPCION	6DA3	6DB3	REMARKS OBSERVACIONES
1	6DA-48531-00	BRACKET, REMOTE CONTROL 1 SOPORTE DE CONTROL REMOTO	1	1	
2	95895-08020	BOLT, FLANGE TORNILLO DE REBORDE	2	2	
3	6E5-48538-00	CLAMP, CABLE GRAMPA DE CABLE	2	2	
4	91690-30010	PIN, SPRING PASADOR DE RESORTE	2	2	
5	6E5-48344-00	CABLE END, REMOTE CONTROL BASE CONTROL	1	1	
6	90468-18008	CLIP PRESILLA	1	1	
7	6DA-44176-00	BRACKET SOPORTE	1	1	
8	63P-44117-01	BRACKET SOPORTE	1	1	
9	69J-8259F-00	SWITCH ASSY INTERRUPTOR	1	1	
10	61A-82588-01	PLATE PLACA	2	2	
11	97985-04116	SCREW, WITH WASHER TORNILLO, CON ARANDELA	4	4	
12	97595-06550	BOLT, WITH WASHER PERNO CON ARANDELA	2	2	
13	63P-44122-00	BUSHING, SHIFT ROD LEVER BUJE PALANCA VARILLA DE CAMBIO	1	1	
14	90202-08M20	WASHER, PLATE ARANDELA DE PLANA	1	1	
15	90468-18008	CLIP PRESILLA	2	2	
16	6DA-44121-00	LEVER, SHIFT ROD PALANCA VARILLA CAMBIOS	1	1	
17	90386-06M12	BUSH BUJE	1	1	
18	6DA-44120-01	HANDLE GEAR SHIFT ASSY MANIJA DE CAMBIO COMPL	1	1	X(25.3") X(25.3")
	6DA-44120-11	HANDLE GEAR SHIFT ASSY MANIJA DE CAMBIO COMPL	1	1	L(20.3") L(20.3")
19	93210-09165	O-RING ANILLO O	1	1	
20	90386-16M66	BUSH BUJE	1	1	
21	90202-16061	WASHER, PLATE ARANDELA DE PLANA	2	2	
22	93410-16006	CIRCLIP SEGURO	1	1	
23	63P-44118-00	BRACKET SOPORTE	1	1	
24	97575-06535	BOLT, WITH WASHER PERNO CON ARANDELA	1	1	
25	91690-30010	PIN, SPRING PASADOR DE RESORTE	1	1	
26	93501-04M02	BALL BOLA	1	1	

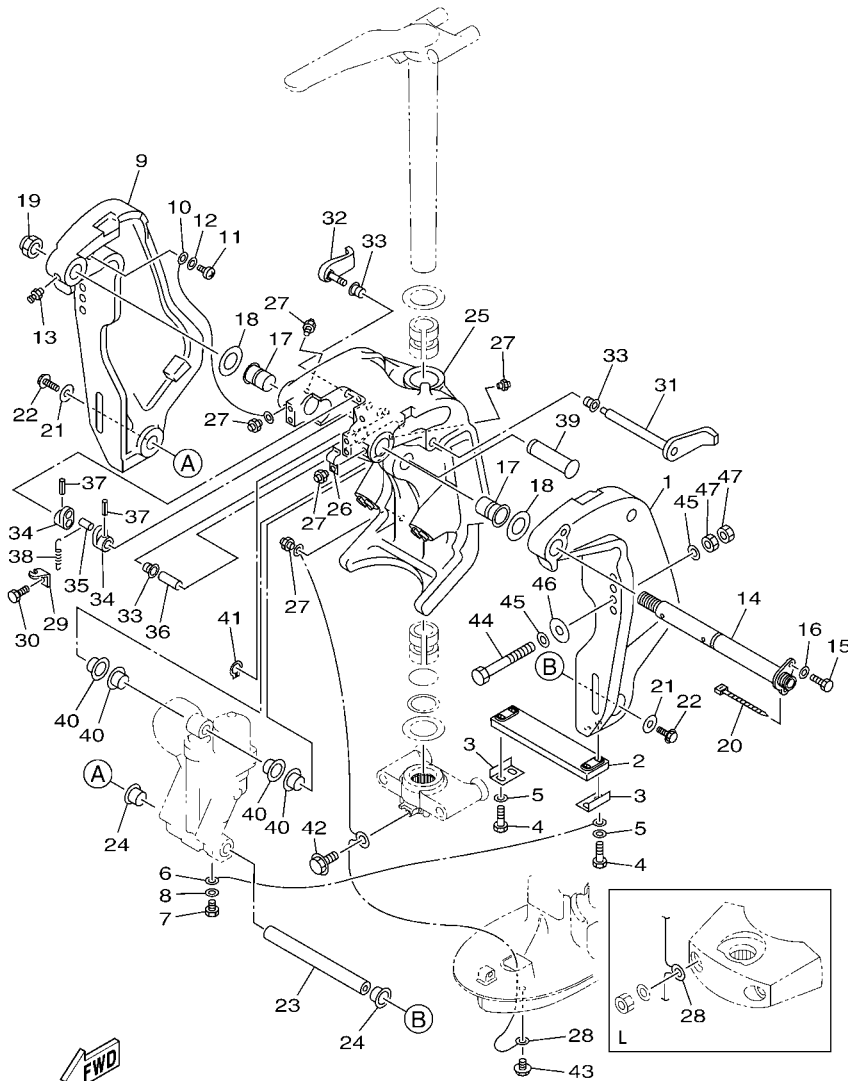


6DA1100-M260

FIG. 28 CONTROL

CONTROL

REF. NO.	PART NO. CODIGO Nº	DESCRIPTION DESCRIPCION	6DA3	6DB3	REMARKS OBSERVACIONES
27	90501-12082	SPRING, COMPRESSION RESORTE DE COMPRESION	1	1	
28	648-42715-00	BUSHING BUJE	1	1	
29	90508-20M31	SPRING, TORSION RESORTE DE TORSION	1	1	
30	90386-12069	BUSH BUJE	2	2	
31	60V-8259F-00	SWITCH ASSY INTERRUPTOR	1	1	
32	93700-06M01	NIPPLE, GREASE BOQUILLA DE ENGRASAR	1	1	
33	90109-08019	BOLT PERNO	1	1	
34	93700-06M03	NIPPLE, GREASE BOQUILLA DE ENGRASAR	1	1	
35	6DA-8A410-00	SENSOR UNIT UNIDAD DE SENSOR	1	1	
36	69J-13716-00	.COLLAR .COLLAR	6	6	
37	6CB-13593-00	.DAMPER .COJINETE DE RODILLOS	3	3	
38	90119-06126	BOLT, WITH WASHER TORNILLO CON ARANDELA	3	3	
39	6E5-48344-00	CABLE END, REMOTE CONTROL BASE CONTROL	1	1	
40	90468-18008	CLIP PRESILLA	1	1	

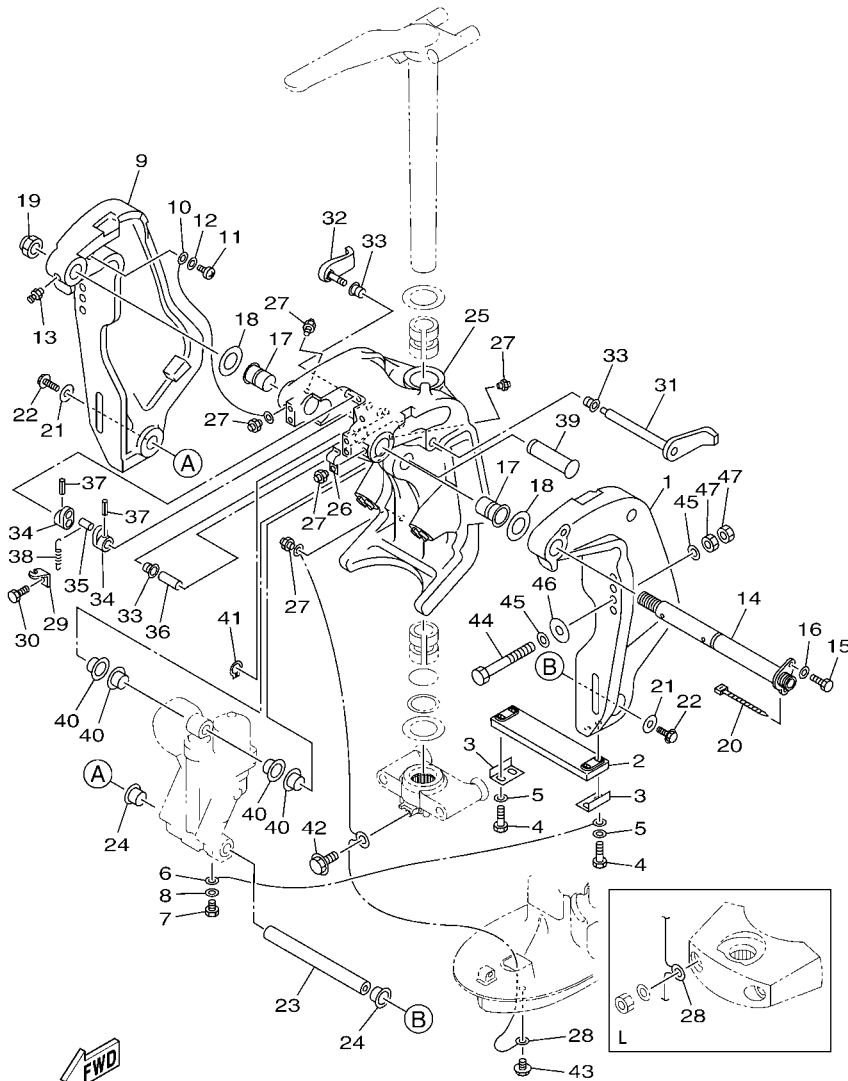


6DA1370-M270

FIG. 29 BRACKET 1

SOPORTE 1

REF. NO.	PART NO. CODIGO Nº	DESCRIPTION DESCRIPCION	6DA3	6DB3	REMARKS OBSERVACIONES
1	64E-43111-02-8D	BRACKET, CLAMP 1 SOPORTE DE LA ABRAZADERA 1	1	1	
2	6AW-45251-00	ANODE CATODE	1	1	
3	6G5-44526-00	PLATE PLACA 1	2	2	
4	97095-06030	BOLT PERNO	4	4	
5	92995-06600	WASHER ARANDELA	4	4	
6	6E5-82148-00	WIRE, LEAD 4 CABLE CONDUCTOR 4	1	1	
7	97095-06010	BOLT PERNO	1	1	
8	92995-06600	WASHER ARANDELA	1	1	
9	64E-43112-02-8D	BRACKET, CLAMP 2 SOPORTE DE LA ABRAZADERA 2	1	1	
10	6E5-82148-00	WIRE, LEAD 4 CABLE CONDUCTOR 4	1	1	
11	97885-06012	SCREW, PAN HEAD TORNILLO A MUESCA	1	1	
12	92995-06600	WASHER ARANDELA	1	1	
13	93700-06M03	NIPPLE, GREASE BOQUILLA DE ENGRASAR	1	1	
14	64E-43131-30	BOLT, CLAMP BRACKET TORNILLO DE ABRAZADERA DEL SOP	1	1	
15	97095-08020	BOLT PERNO	1	1	
16	92995-08600	WASHER ARANDELA	1	1	
17	90386-25M31	BUSH BUJE	2	2	
18	90201-26M59	WASHER, PLATE ARANDELA PLANA	2	2	
19	90185-22M11	NUT, SELF-LOCKING TUERCA AUTOBLOCANTE	1	1	
20	90465-11M10	CLAMP BRIDA	1	1	
21	90201-10060	WASHER, PLATE ARANDELA PLANA	2	2	
22	97575-10530	BOLT, WITH WASHER PERNO CON ARANDELA	2	2	
23	6BC-43818-00	PIN, LOWER SHOCK MOUNT PASADOR AMORTIGUADOR INFERIOR	1	1	
24	90386-22M98	BUSH BUJE	2	2	
25	64E-43311-20-8D	BRACKET, SWIVEL 1 SOPORTE GIRATORIO 1	1	1	X(25.3") X(25.3")
	64E-43311-10-8D	BRACKET, SWIVEL 1 SOPORTE GIRATORIO 1	1		L(20.3") L(20.3")
26	90465-08M63	CLAMP BRIDA	1	1	



6DA1370-M270

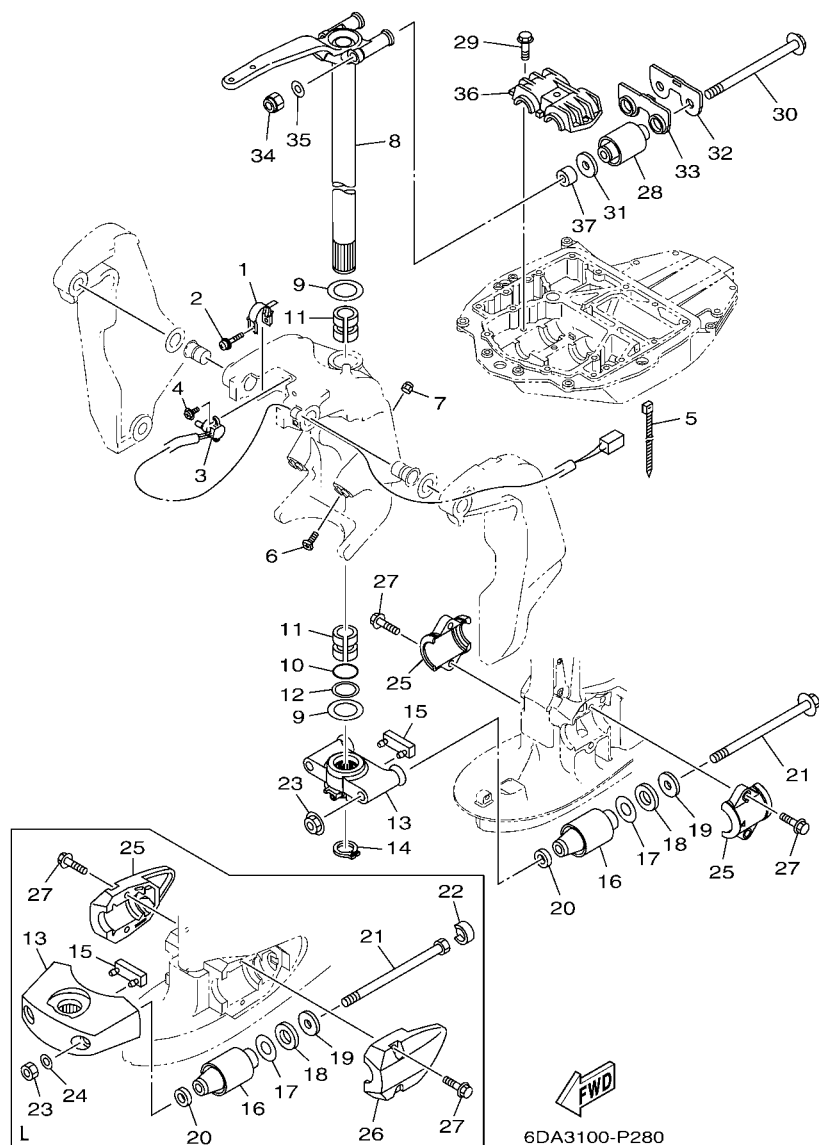
FIG. 29 BRACKET 1

SOPORTE 1

REF. NO.	PART NO. CODIGO Nº	DESCRIPTION DESCRIPCION	6DA3	6DB3	REMARKS OBSERVACIONES
27	93700-06M03	NIPPLE, GREASE BOQUILLA DE ENGRASAR	5	5	
28	6DA-82149-00	WIRE, LEAD 3 CABLE CONDUCTOR 3	1	1	X(25.3") X(25.3")
	66K-82149-00	WIRE, LEAD 3 CABLE CONDUCTOR 3	1		L(20.3") L(20.3")
29	6G5-43144-00	HOOK, SPRING GANCHO	1	1	
30	97095-06010	BOLT PERNO	1	1	
31	6G5-43181-02	LEVER, TILT STOP 1 PALANCA TOPE INCLINACION 1	1	1	
32	6G5-43185-02	LEVER, TILT STOP 2 PALANCA TOPE INCLINACION 2	1	1	
33	90386-10M16	BUSH BUJE	3	3	
34	6G5-43148-00	COLLAR, DISTANCE COLLAR	2	2	
35	90249-06M19	PIN PASADOR	1	1	
36	90387-10M05	COLLAR ESPACIADOR	1	1	
37	91690-30020	PIN, SPRING PASADOR DE RESORTE	2	2	
38	90506-16003	SPRING, TENSION RESORTE DE TENSION	1	1	
39	64E-43126-00	PIN, UPPER SHOCK MOUNT PASADOR DE AMORTIGUADOR SUPERIOR	1	1	
40	90386-22M98	BUSH BUJE	4	4	
41	93410-22M11	CIRCLIP SEGURO	1	1	
42	95895-06010	BOLT, FLANGE TORNILLO DE REBORDE	1	1	X(25.3") X(25.3")
43	95895-06010	BOLT, FLANGE TORNILLO DE REBORDE	1	1	
44	90101-12M05	BOLT (L:130MM) TORNILLO (L:130MM)	4	4	
45	90201-13M01	WASHER, PLATE ARANDELA PLANA	8	8	
46	90201-12426	WASHER, PLATE ARANDELA PLANA	4	4	
47	95380-12600	NUT TUERCA	8	8	

FIG. 30 BRACKET 2

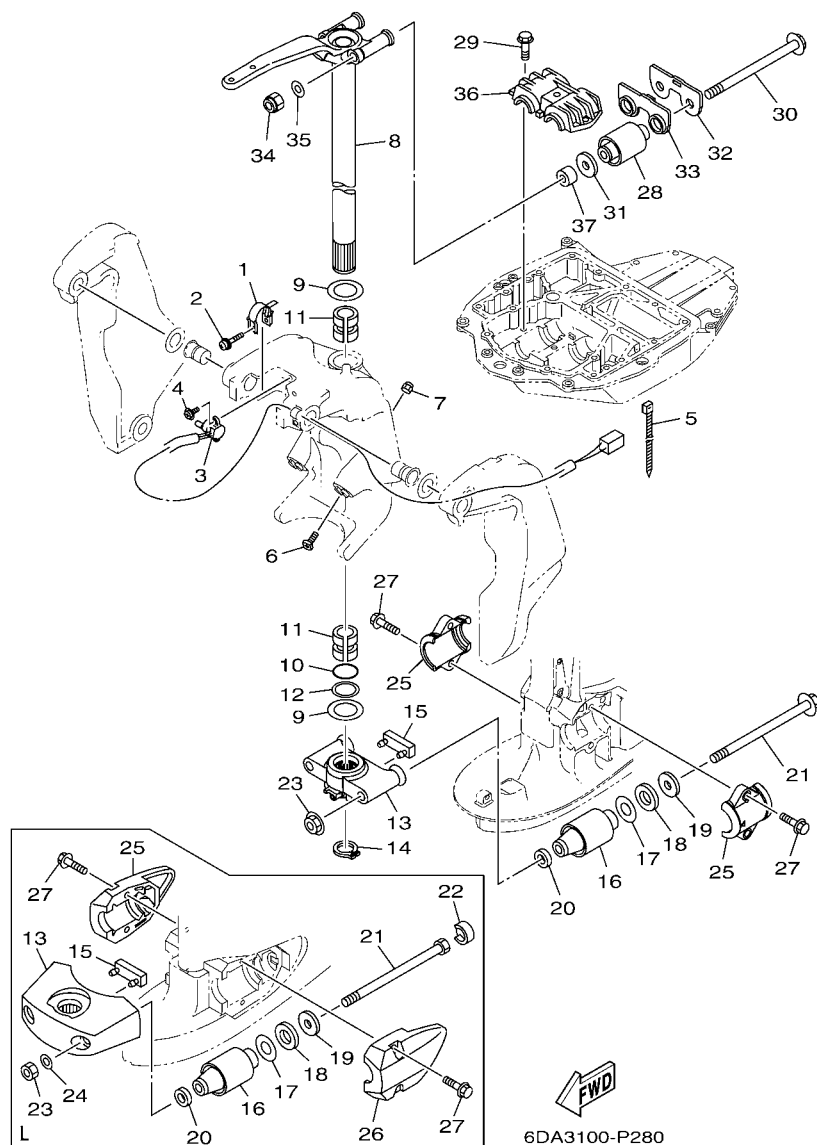
SOPORTE 2



REF. NO.	PART NO. CODIGO Nº	DESCRIPTION DESCRIPCION	6DA3	6DB3	REMARKS OBSERVACIONES
1	64E-43139-10	CAM, TRIM SENDER LEVA TRANSMISOR DE INCLINDOR	1	1	
2	90159-05059	SCREW, WITH WASHER TORNILLO CON VALONA	1	1	
3	67H-83672-01	TRIM SENDER TRANSMISOR DE INCLINADOR	1	1	
4	97985-06216	SCREW, WITH WASHER TORNILLO, CON ARANDELA	2	2	
5	90465-11M10	CLAMP BRIDA	3	3	
6	61A-43376-00	BOLT, THRUST RECEIVER TORNILLO RECEPTOR	2	2	
7	95780-10300	NUT, FLANGE TUERCA	2	2	
8	6DA-42510-00-8D 6DA-42510-10-8D	STEERING BRACKET ASSY SOPORTE DIRECCION COMPL. STEERING BRACKET ASSY SOPORTE DIRECCION COMPL.	1 1	1 1	X(25.3") X(25.3") L(20.3") L(20.3")
9	90201-38M60	WASHER, PLATE ARANDELA PLANA	2	2	
10	93210-37MH7	O-RING ANILLO O	1	1	
11	90386-38M32	BUSH BUJE	2	2	
12	90202-40M47	WASHER, PLATE ARANDELA DE PLANA	1	1	
13	6DA-44551-00-CA 68V-44551-00-8D	HOUSING, LOWER MOUNT RUBBER 1 CAJA AMORTIGUADOR INFERIOR HU HOUSING, LOWER MOUNT RUBBER 1 CAJA AMORTIGUADOR INFERIOR HU	1 1	1 1	X(25.3") X(25.3") L(20.3") L(20.3")
14	93410-37M04	CIRCLIP SEGURO	1	1	
15	6DA-44575-00 61A-44575-00	DAMPER, LOWER MOUNT RUBBER AMORTIGUADOR INFERIOR DAMPER, LOWER MOUNT RUBBER AMORTIGUADOR INFERIOR	1 1	1 1	X(25.3") X(25.3") L(20.3") L(20.3")
16	63P-44555-00 60V-44555-00	MOUNT DAMPER, LOWER SIDE AMORTIGUADOR DE HULE LADO INFE MOUNT DAMPER, LOWER SIDE AMORTIGUADOR DE HULE LADO INFE	2 2	2 2	X(25.3") X(25.3") L(20.3") L(20.3")
17	90201-35008	WASHER, PLATE ARANDELA PLANA	2	2	
18	90202-32M19	WASHER, PLATE ARANDELA DE PLANA	2	2	
19	90201-16M55	WASHER, PLATE ARANDELA PLANA	2	2	
20	90201-15M58	WASHER, PLATE ARANDELA PLANA	2	2	
21	90105-14012 90101-14004	BOLT, FLANGE TORNILLO BOLT TORNILLO	2 2	2 2	X(25.3") X(25.3") L(20.3") L(20.3")
22	69J-44533-00	DAMPER, UPPER MOUNT RUBBER AMORTIGUADOR SUPERIOR	2	2	L(20.3") L(20.3")

FIG. 30 BRACKET 2

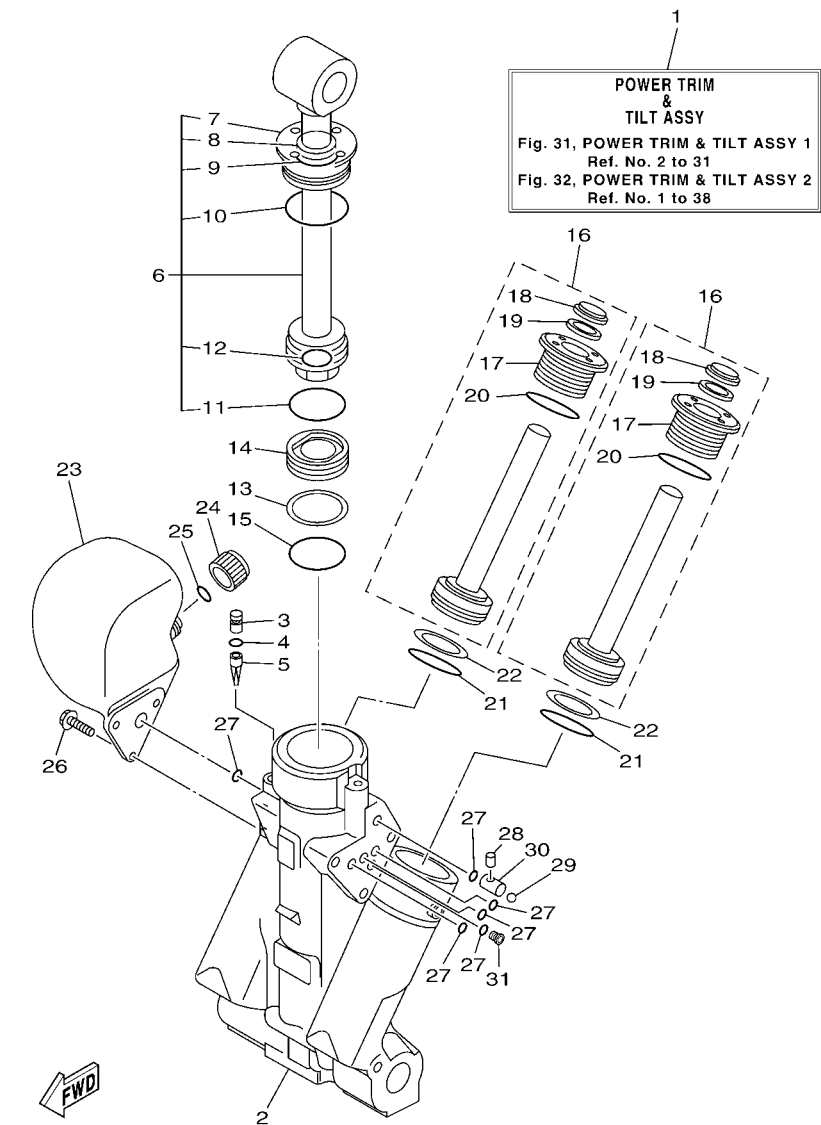
SOPORTE 2



REF. NO.	PART NO. CODIGO Nº	DESCRIPTION DESCRIPCION	6DA3	6DB3	REMARKS OBSERVACIONES
23	95604-14200	NUT, SELF-LOCKING TUERCA DE AUTO-CIERRE	2	2	X(25.3") X(25.3")
	95380-14600	NUT TUERCA	2		L(20.3") L(20.3")
24	92995-14600	WASHER ARANDELA	2		L(20.3") L(20.3")
25	6DA-44552-00-CA	HOUSING, LOWER MOUNT RUBBER 2 CAJA AMORTIGUADOR INFERIOR HU	2	2	X(25.3") X(25.3")
	63P-44553-00-8D	COVER, LOWER MOUNT CUBIERTA, AMORTIGUADOR INFERIOR	1		L(20.3") L(20.3")
26	63P-44556-00-8D	COVER, LOWER MOUNT 2 CUBIERTA, AMORTIGUADOR INFERIOR	1		L(20.3") L(20.3")
27	97575-10540	BOLT, WITH WASHER PERNO CON ARANDELA	4	4	
28	6DA-44514-00	MOUNT DAMPER, UPPER SIDE AMORTIGUADOR LADO SUPERIOR	2	2	
29	90119-10024	BOLT, WITH WASHER TORNILLO CON ARANDELA	3	3	
30	90105-14009	BOLT, FLANGE TORNILLO	2	2	
31	90201-16M01	WASHER, PLATE ARANDELA PLANA	2	2	
32	6DA-44526-00	PLATE PLACA 1	1	1	
33	6DA-44532-00	STOPPER, UPPER MOUNT RETEN	1	1	
34	90185-14M00	NUT, SELF-LOCKING TUERCA AUTOBLOCANTE	2	2	
35	92995-14600	WASHER ARANDELA	2	2	
36	63P-44511-00	COVER, UPPER MOUNT CUBIERTA AMORTIGUADOR SUPERIOR	1	1	
37	90387-14004	COLLAR ESPACIADOR	2	2	

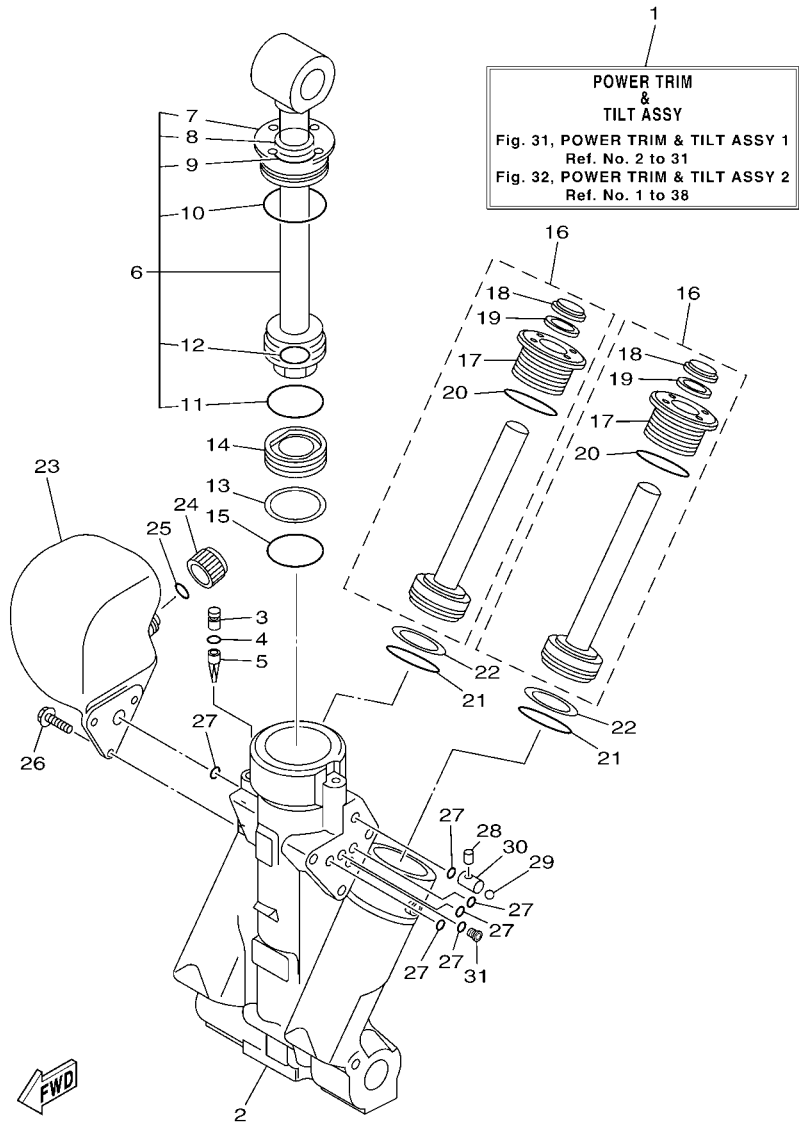


FIG. 31 POWER TRIM & TILT ASSY 1 COMPONER Y PODER VARILLA 1



6DA2200-N310

REF. NO.	PART NO. CODIGO Nº	DESCRIPTION DESCRIPCION	6DA3	6DB3	REMARKS OBSERVACIONES
1	63P-43800-06	POWER TRIM & TILT ASSY ELEVADOR HIDRAULICO COMPL.	1	1	
2	64E-43825-03	HOUSING, TRIM & TILT CAJA INCLINACION Y ADRNO	1	1	
3	6AW-4388J-00	PLUG 2 TAPON 2	1	1	
4	93210-10M74	O-RING ANILLO O	1	1	
5	64E-43817-00	FILTER 2 FILTRO 2	1	1	
6	63P-43810-02	TILT PISTON SUB ASSY ELEVADOR SUB-PISTON COMPL.	1	1	
7	64E-43811-02	.SCREW, CYLINDER END .TORNILLO CILINDRO EXTREMO	1	1	
8	64E-43898-00	.SEAL, DUST 2 .SELLO ANTIPOLVO	1	1	
9	64E-43867-00	.O-RING .ANILLO EN O 7	1	1	
10	64E-43866-00	.O-RING .ANILLO EN O 6	1	1	
11	6E5-43862-00	.O-RING .ANILLO EN O 2	1	1	
12	64E-43883-00	.O-RING .ANILLO EN O 10	1	1	
13	6E5-43872-00	RING, BACK UP ANILLO	1	1	
14	6E5-43814-02	PISTON, FREE PISTON LIBRE	1	1	
15	6E5-43862-00	O-RING ANILLO EN O 2	1	1	
16	64E-43820-03	TRIM PISTON SUB ASSY ELEVADOR PISTON COMPL.	2	2	
17	64E-43821-03	.SCREW, TRIM CYLINDER END .TORNILLO CILINDURO EXTREMO	1	1	
18	64E-43822-00	.SEAL, TRIM DUST .SELLO DE POLVO	1	1	
19	64E-4384J-00	.SEAL, TRIM DOWN .SELLO	1	1	
20	6G5-43864-00	.O-RING .ANILLO EN O 4	1	1	
21	6E5-43864-00	O-RING ANILLO EN O 4	2	2	
22	6E5-43874-01	RING, BACK UP ANILLO	2	2	
23	64E-43828-01	BODY, RESERVOIR CUERPO DEPOSITO	1	1	
24	64E-43829-01	PLUG, RESERVOIR TAPON DEPOSITO	1	1	
25	64E-43897-00	O-RING ANILLO EN O	1	1	
26	64E-4388E-01	BOLT ,SCREW (L:14MM) PERNO (L:14MM)	3	3	
27	64E-43869-00	O-RING ANILLO EN O 9	6	6	



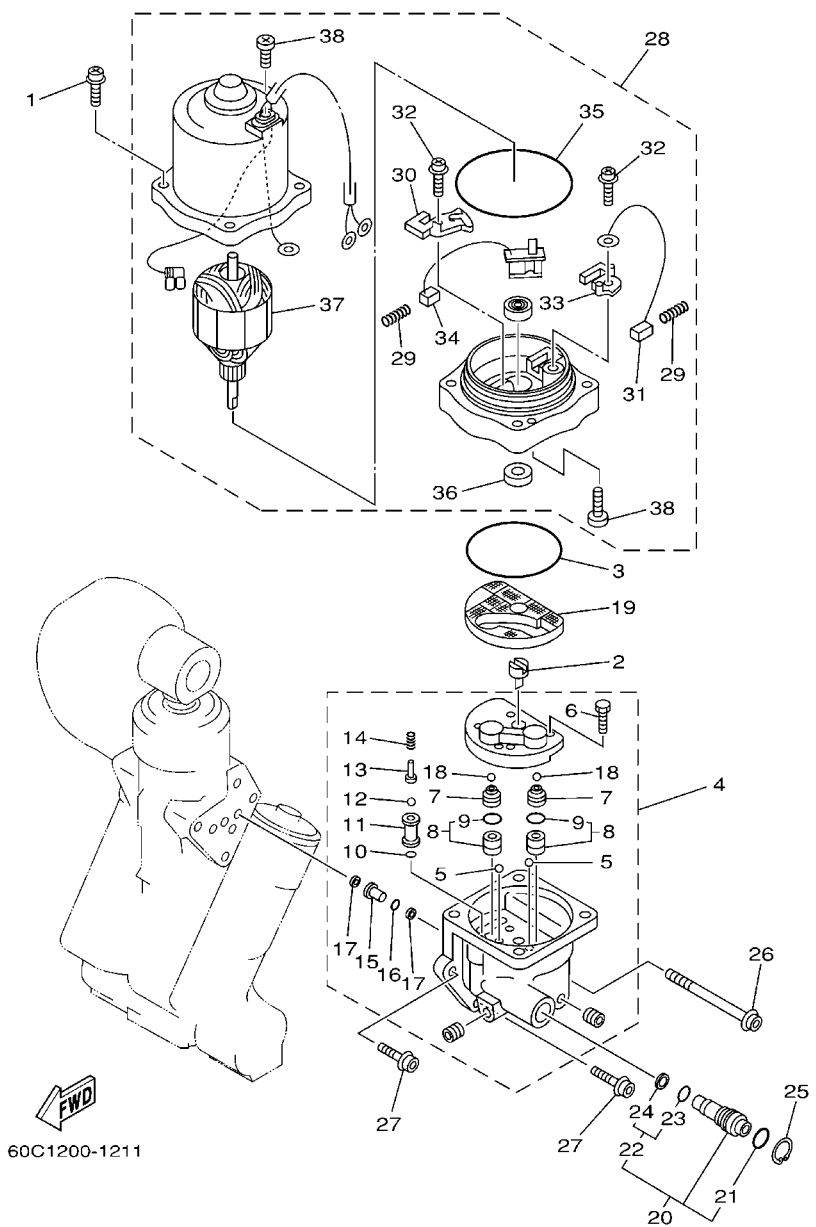
6DA2200-N310

FIG. 31 POWER TRIM & TILT ASSY 1      COMPONER Y PODER VARILLA 1

REF. NO.	PART NO. CODIGO Nº	DESCRIPTION DESCRIPCION	6DA3	6DB3		REMARKS OBSERVACIONES
28	64E-4381G-00	PIN PASADOR 1	1	1		
29	6E5-43858-00	BALL ESFERA	1	1		
30	64E-4382G-00	VALVE, SEAT JUEGO ASIENTO VALVULA	1	1		
31	64E-4384N-00	PLUG, ORIFICE TAPON DE ORIFICIO	1	1		
-----						
-----						
-----						
-----						
-----						
-----						
-----						
-----						

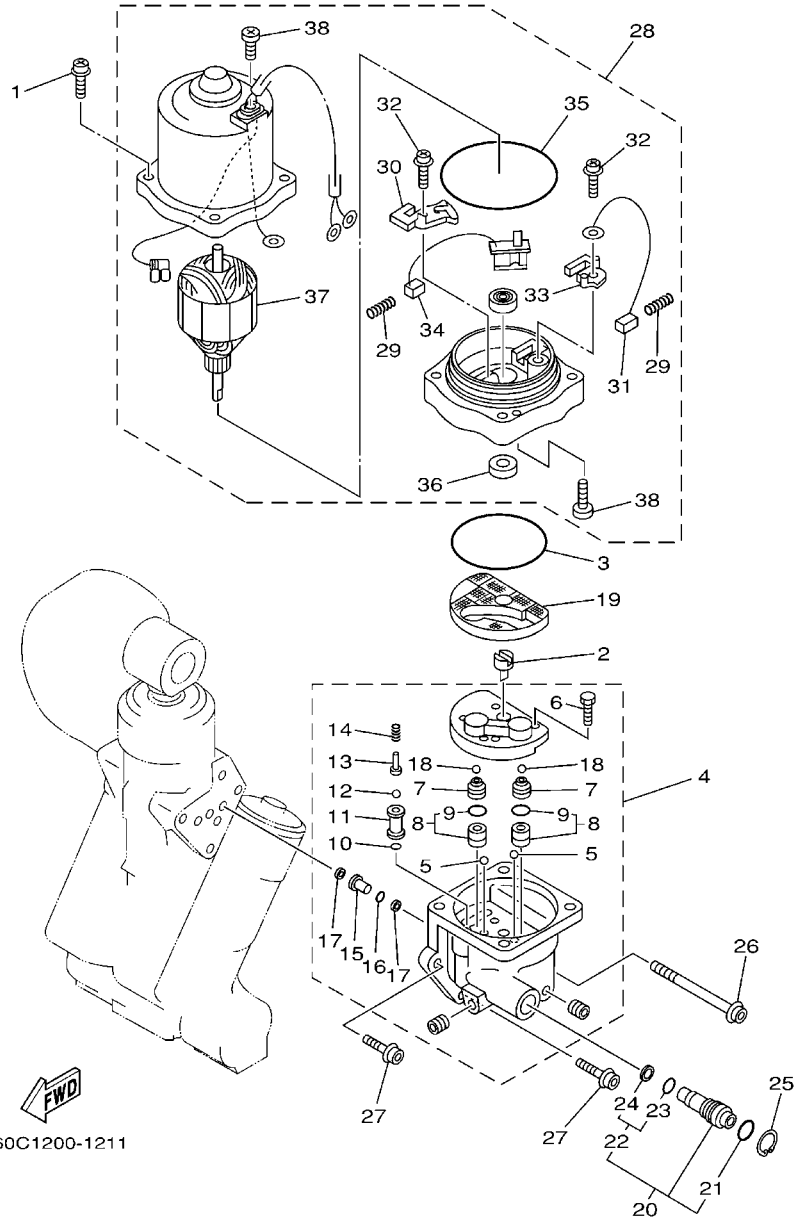
FIG. 32 POWER TRIM & TILT ASSY 2

COMPONER Y PODER VARILLA 2



60C1200-1211

REF. NO.	PART NO. CODIGO Nº	DESCRIPTION DESCRIPCION	6DA3	6DB3	REMARKS OBSERVACIONES
1	64E-4388E-11	BOLT ,SCREW (L:34.7MM) PERNO (L:34.7MM)	4	4	
2	64E-43831-00	CONNECTOR, SHAFT CONEXION EJE	1	1	
3	64E-43868-00	O-RING ANILLO EN O 8	1	1	
4	64E-43830-01	GEAR PUMP ASSY ENGRANAJE BOMBA COMPL.	1	1	
5	72X-43858-00	.BALL .ESFERA	2	2	
6	64E-43843-00	.SCREW, VALVE LOCK .TORNILLO	4	4	
7	6AW-43841-00	.PISTON, SHUTTLE .PISTON	2	2	
8	64E-43802-00	.VALVE SUB ASSY .VALVULA PRINCIPAL COMPL.	2	2	
9	6E5-43896-00	..O-RING ..ANILLO EN O	1	1	
10	6G5-43863-00	.O-RING .ANILLO EN O 3	1	1	
11	64E-43851-00	.SEAT, RELIEF VALVE .ASIENTO VALVULA DE DESCARGA	1	1	
12	64E-43858-00	.BALL .ESFERA	1	1	
13	64E-43859-00	.PIN, VALVE SUPPORT .PASADOR VALVULA SOPORTE	1	1	
14	64E-43855-00	.SPRING, UP RELIEF .RESORTE SEGURIDAD SUPERIOR	1	1	
15	64E-43850-00	.VALVE SUB ASSY .VALVULA COMPL.	1	1	
16	64E-43865-00	.O-RING .ANILLO EN O 5	1	1	
17	64E-43816-00	.FILTER 1 .FIELTRO 1	2	2	
18	6AW-43858-00	.BALL .ESFERA	2	2	
19	64E-43817-11	FILTER 2 FIELTRO 2	1	1	
20	64E-43860-01	MANUAL VALVE SUB-ASSY VALVULA SUB-COMPL.	1	1	
21	72X-85075-L0	.O-RING .ANILLO EN O 5	1	1	
22	64E-43827-00	.RING SET .ESFERA	1	1	
23	64E-4387A-00	..O-RING ..ANILLO O	1	1	
24	64E-43873-00	..RING, BACK UP ..ANILLO	1	1	
25	6AW-43875-00	RING, SNAP ANILLO	1	1	
26	64E-43879-11	SCREW, WITH WASHER TORNILLO CON RONDANA	1	1	
27	64E-43879-01	SCREW, WITH WASHER TORNILLO CON RONDANA	2	2	



**FIG. 32 POWER TRIM & TILT ASSY 2 COMPONER Y PODER VARILLA 2**

REF. NO.	PART NO. CODIGO Nº	DESCRIPTION DESCRIPCION	6DA3	6DB3			REMARKS OBSERVACIONES
28	67H-43880-04	MOTOR ASSY MOTOR COMPL.	1	1			
29	6H1-4386K-10	.SPRING, BRUSH .RESORTE, ESCOBILLA	2	2			
30	64E-4380J-00	.HOLDER, BRUSH .PORTAESCOBILLA	1	1			
31	64E-43891-00	.BRUSH 1 .ESCOBILLA 1	1	1			
32	97607-04310	.SCREW, WITH WASHER .TORNILLO CAB CON PLANA C/ARAN	2	2			
33	64E-4380F-00	.HOLDER, BRUSH 2 .PORTAESCOBILLA 2	1	1			
34	64E-43892-00	.BREAKER COMP. (BRUSH 2) .RUPTOR COMPLETO (ESCOBILLA 2)	1	1			
35	6G5-43865-01	.O-RING .ANILLO EN O 5	1	1			
36	93102-08M43	.OIL SEAL .SELLO ACEITE	1	1			
37	64E-43805-01	.ARMATURE ASSY .INDUCIDO COMPL.	1	1			
38	64E-43843-10	.SCREW, VALVE LOCK .TORNILLO	3	3			

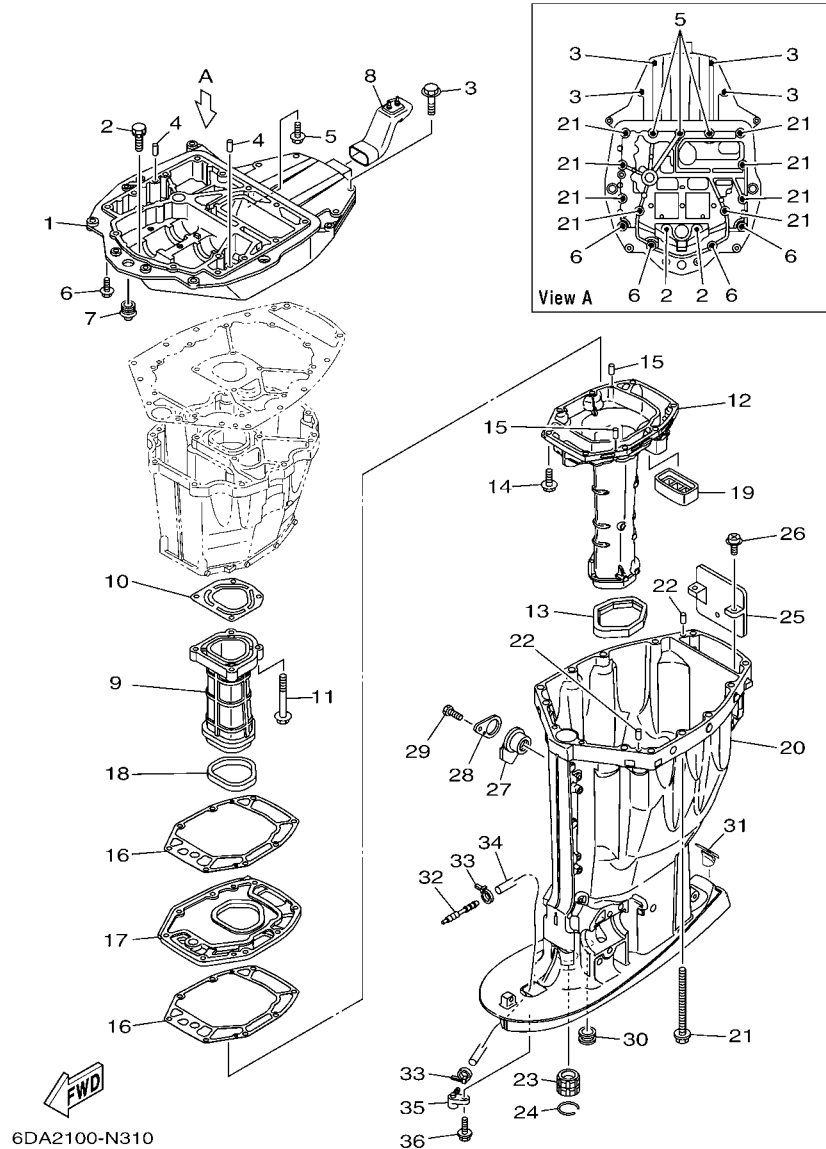


FIG. 33 UPPER CASING

FUNDA SUPERIOR

REF. NO.	PART NO. CODIGO Nº	DESCRIPTION DESCRIPCION	6DA3	6DB3	REMARKS OBSERVACIONES
1	63P-41137-04-CA	GUIDE, EXHAUST GUIA DE ESCAPE	1	1	
2	90119-08102	BOLT, WITH WASHER TORNILLO CON ARANDELA	2	2	
3	97575-10545	BOLT, WITH WASHER PERNO CON ARANDELA	4	4	
4	93608-16M16	PIN, DOWEL PASADOR DE CLAVIJA	2	2	
5	90119-08M58	BOLT, WITH WASHER TORNILLO CON ARANDELA	3	3	
6	97575-10535	BOLT, WITH WASHER PERNO CON ARANDELA	4	4	
7	6E5-42724-00	GROMMET TAPON	1	1	
8	6DA-42769-00	SEAL, RUBBER SELLO DE GOMA	1	1	
9	63P-41131-01-9S	MANIFOLD, EXT. 1 TUBO MULTIPLE DE ESCAPE	1	1	
10	63P-41133-A0	GASKET, EXHAUST MANIFOLD 1 EMPAQUE ESCAPE MULTIPLE	1	1	
11	97575-08560	BOLT, WITH WASHER PERNO CON ARANDELA	4	4	
12	6DA-14711-00-9S	MUFFLER 1 SILENCIADOR 1	1	1	X(25.3") X(25.3")
	6DA-14711-10-9S	MUFFLER 1 SILENCIADOR 1	1		L(20.3") L(20.3")
13	69J-45123-00	GASKET, MUFFLER EMPAQUE SILENCIADOR	1	1	
14	97575-08535	BOLT, WITH WASHER PERNO CON ARANDELA	8	8	
15	93606-19M23	PIN, DOWEL PASADOR DE CLAVIJA	2	2	
16	63P-41134-A1	GASKET, EXHAUST MANIFOLD EMPAQUE	2	2	
17	63P-45181-01-9S	PLATE PLACA	1	1	
18	63P-41138-00	SEAL, EXT. 1 SELLO, ESCAPE 1	1	1	
19	69J-45127-00	SEAL SELLO DE GOMA	1	1	
20	6DA-45111-00-8D	CASING, UPPER CAJA SUPERIOR	1	1	X(25.3") X(25.3")
	6DA-45111-10-8D	CASING, UPPER CAJA SUPERIOR	1		L(20.3") L(20.3")
21	90119-10007	BOLT, WITH WASHER TORNILLO CON ARANDELA	8	8	
22	93608-16M16	PIN, DOWEL PASADOR DE CLAVIJA	2	2	
23	6E5-45318-00	BUSHING, DRIVE SHAFT BUJE, EJE DE MANDO	1	1	
24	93420-36M01	CIRCLIP SEGURO	1	1	
25	69J-14624-01	COVER, EXHAUST CUBIERTA ESCAPE	1	1	

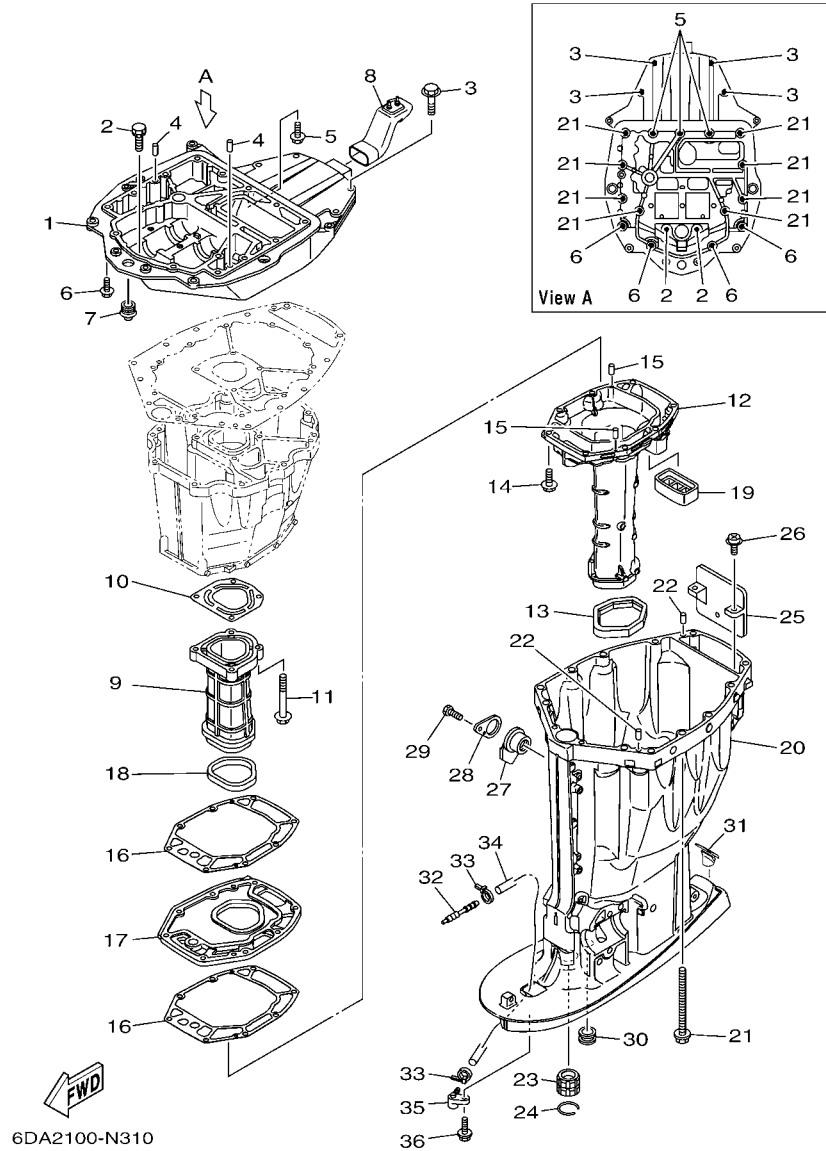


FIG. 33 UPPER CASING

FUNDA SUPERIOR

REF. NO.	PART NO. CODIGO Nº	DESCRIPTION DESCRIPCION	6DA3	6DB3	REMARKS OBSERVACIONES
26	97980-06216	SCREW, WITH WASHER TORNILLO, CON ARANDELA	2	2	
27	6BB-15316-00	DAMPER 1 AMORTIGUADOR 1	1	1	X(25.3") X(25.3")
28	6BB-45152-01	COVER, UPPER CASING 2 CUBIERTA FUNDA SUPERIOR 2	1	1	X(25.3") X(25.3")
29	97095-06012	BOLT PERNO	1	1	X(25.3") X(25.3")
30	6E5-44366-00	DAMPER, WATER SEAL 2 GOMA DEL SELLO DE AGUA 2	1	1	
31	6DA-45155-00	CAP TAPA	1	1	X(25.3") X(25.3")
	6C5-45155-00	CAP TAPA	1		L(20.3") L(20.3")
32	6E5-83558-00	END, NIPPLE EXTREMO DE NIPLE	1	1	EXCEPT F200F CAR EXCEPT F200F CAR
33	90465-11M10	CLAMP BRIDA	2	2	EXCEPT F200F CAR EXCEPT F200F CAR
	90465-11M10	CLAMP BRIDA	1		FOR CAR FOR CAR
34	90445-07018	HOSE (L1400) TUBO (L1400)	1	1	X(25.3") X(25.3")
	90445-07010	HOSE (L1330) TUBO (L1330)	1		L(20.3") L(20.3")
	90445-07044	HOSE (L1800) TUBO (L1800)	1		FOR CAR FOR CAR
35	63P-45379-00	NIPPLE, HOSE NIPLE DE MANGUERA	1	1	
36	90119-06M18	BOLT, WITH WASHER TORNILLO CON ARANDELA	1	1	

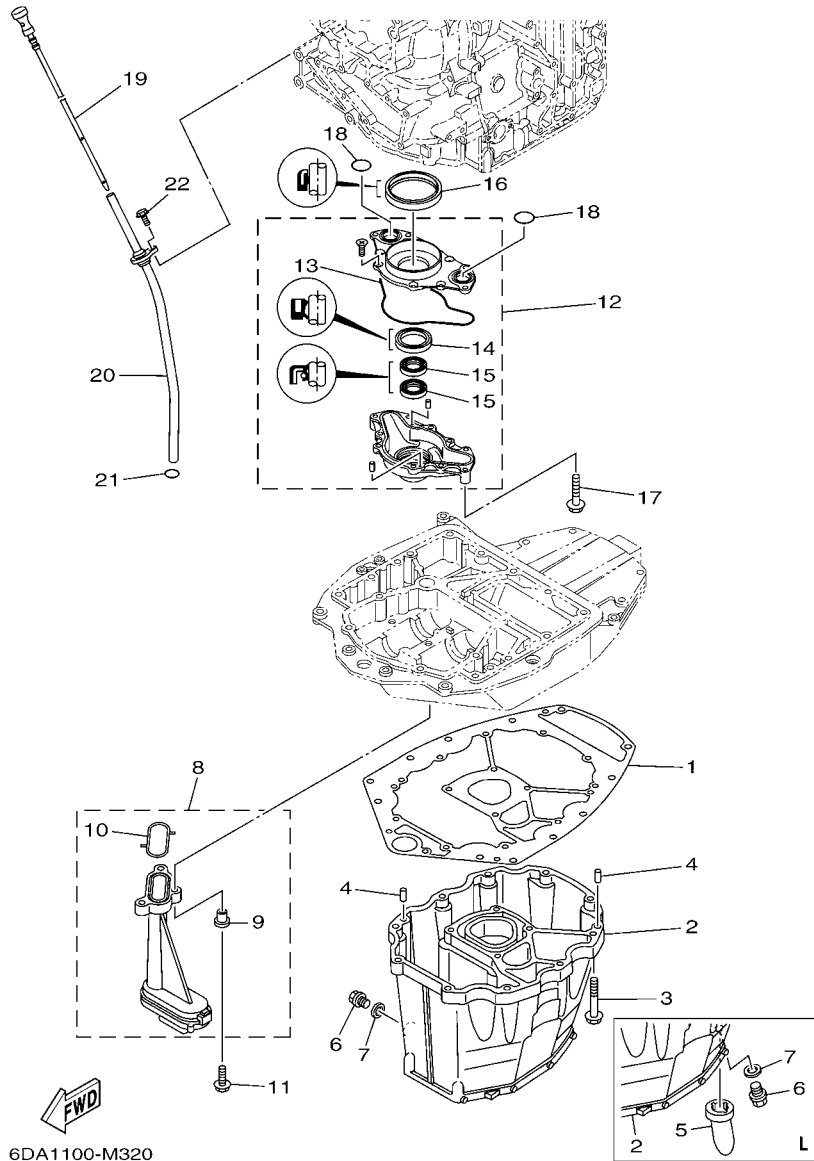
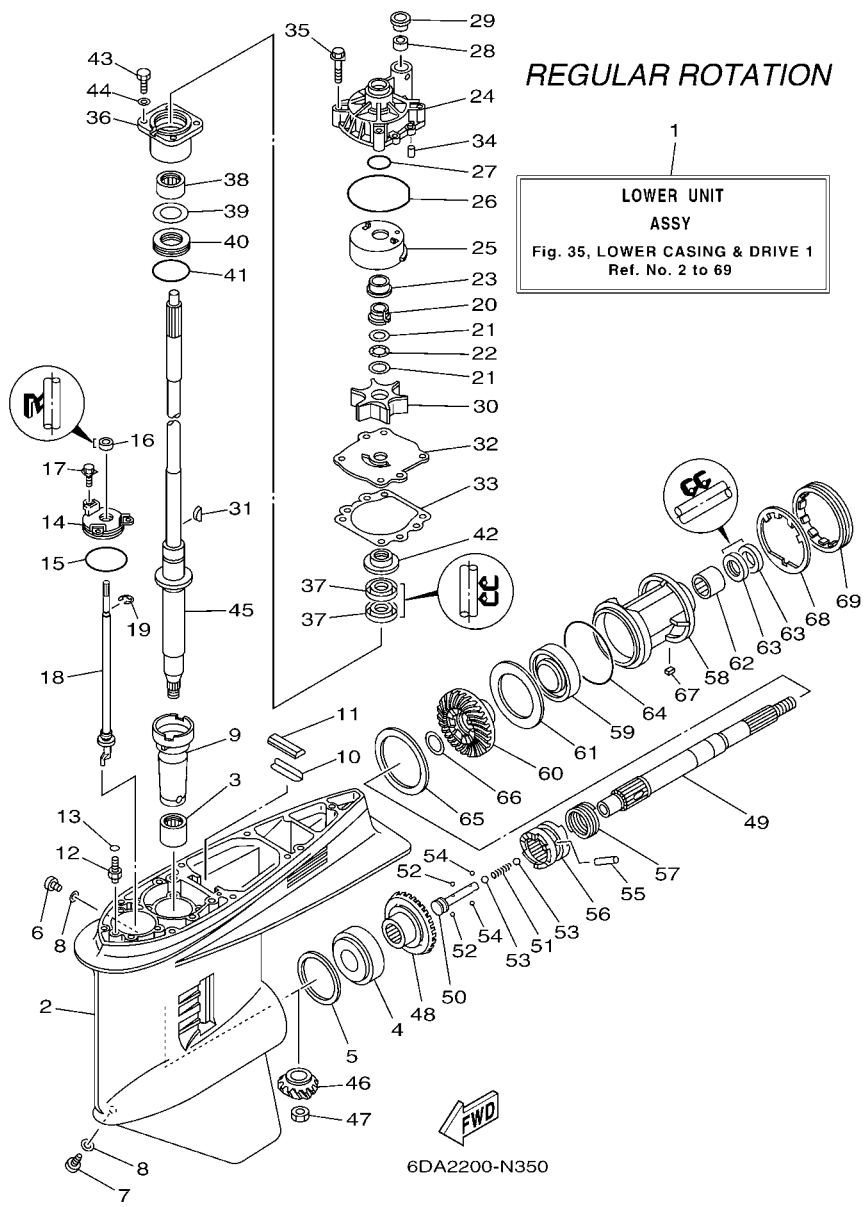


FIG. 34 OIL PAN

OIL PAN

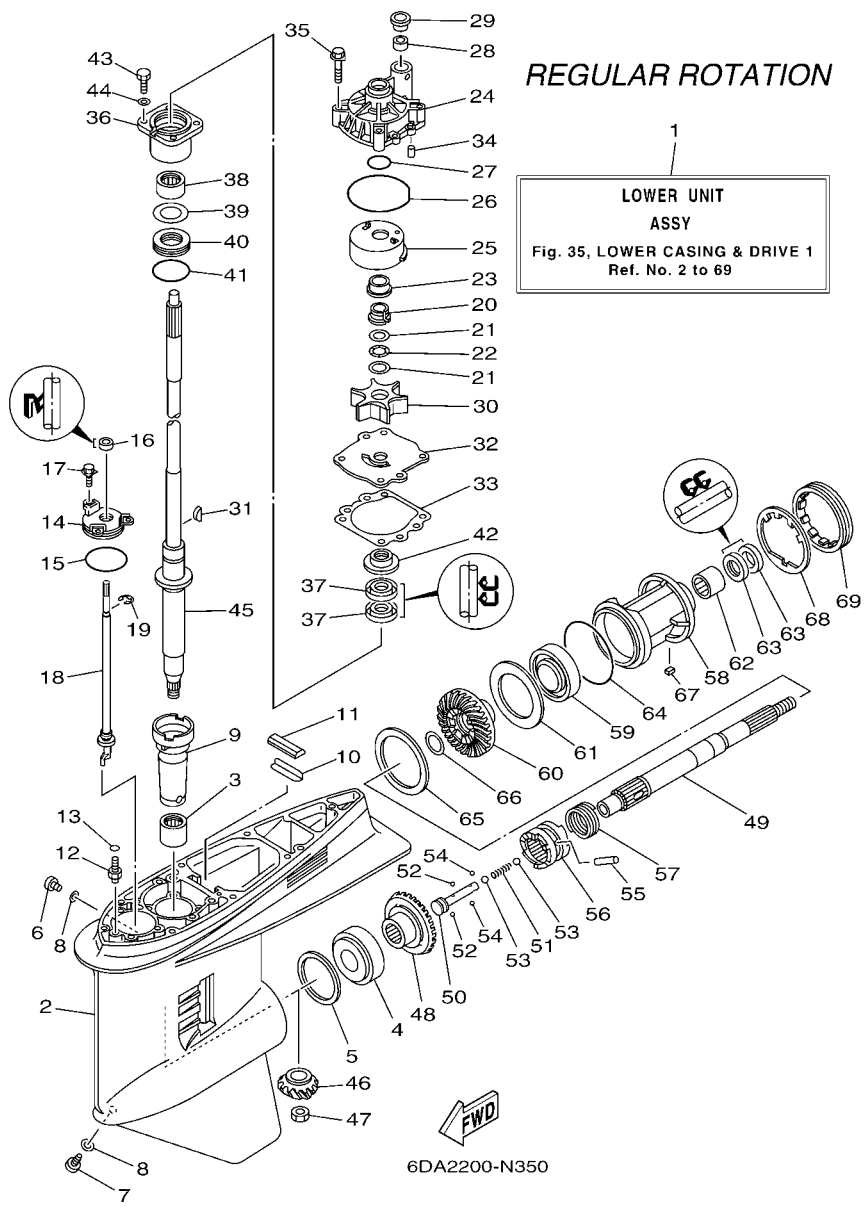
REF. NO.	PART NO. CODIGO Nº	DESCRIPTION DESCRIPCION	6DA3	6DB3	REMARKS OBSERVACIONES
1	63P-15312-01	GASKET, OIL PAN EMPAQ BANDEJA DE ACEITE	1	1	
2	6DA-15311-00-CA	OIL PAN BANDEJA DE ACEITE	1	1	X(25.3") X(25.3")
	63P-15311-02-CA	OIL PAN BANDEJA DE ACEITE	1		L(20.3") L(20.3")
3	97575-08535	BOLT, WITH WASHER PERNO CON ARANDELA	10	10	
4	93608-16M16	PIN, DOWEL PASADOR DE CLAVIJA	2	2	
5	63P-15316-00	DAMPER 1 AMORTIGUADOR 1	1		L(20.3") L(20.3")
6	90340-14M06	PLUG, STRAIGHT SCREW TORNILLO, DE DRENAJE	1	1	
7	90430-14M09	GASKET JUNTA	1	1	
8	63P-13411-00	STRAINER, OIL FILTRO DE ACEITE	1	1	
9	90387-06263	.COLLAR .ESPACIADOR	3	3	
10	63P-13415-00	.SEAL, OIL STRAINER .SELLO COLADOR ACEITE	1	1	
11	95812-06025	BOLT, FLANGE TORNILLO DE REBORDE	3	3	
12	6DA-13300-00	OIL PUMP ASSY BOMBA DE ACEITE COMPLETA	1	1	
13	6DA-13329-00	.GASKET, PUMP COVER .EMPAQUE TAPA DE BOMBA	1	1	
14	6AW-13119-00	.OIL SEAL .SELLO ACEITE	1	1	
15	69J-13631-00	.OIL SEAL .SELLO ACEITE	2	2	
16	6CB-11355-00	SEAL, CYLINDER 1 RETEN ACEITE CILINDRO 1	1	1	
17	97575-06540	BOLT, WITH WASHER PERNO CON ARANDELA	4	4	
18	93210-25552	O-RING ANILLO O	2	2	
19	6DA-15362-00	PLUG, OIL LEVEL TAPON DEL NIVEL DE ACEITE	1	1	
20	6DA-15377-00	GUIDE, INLET GUIA DE ENTRADA	1	1	
21	93210-19MJ3	O-RING ANILLO O	1	1	
22	95895-06016	BOLT, FLANGE TORNILLO DE REBORDE	1	1	



**FIG. 35 LOWER CASING & DRIVE 1 IMPULSOR E INFERIOR 1**

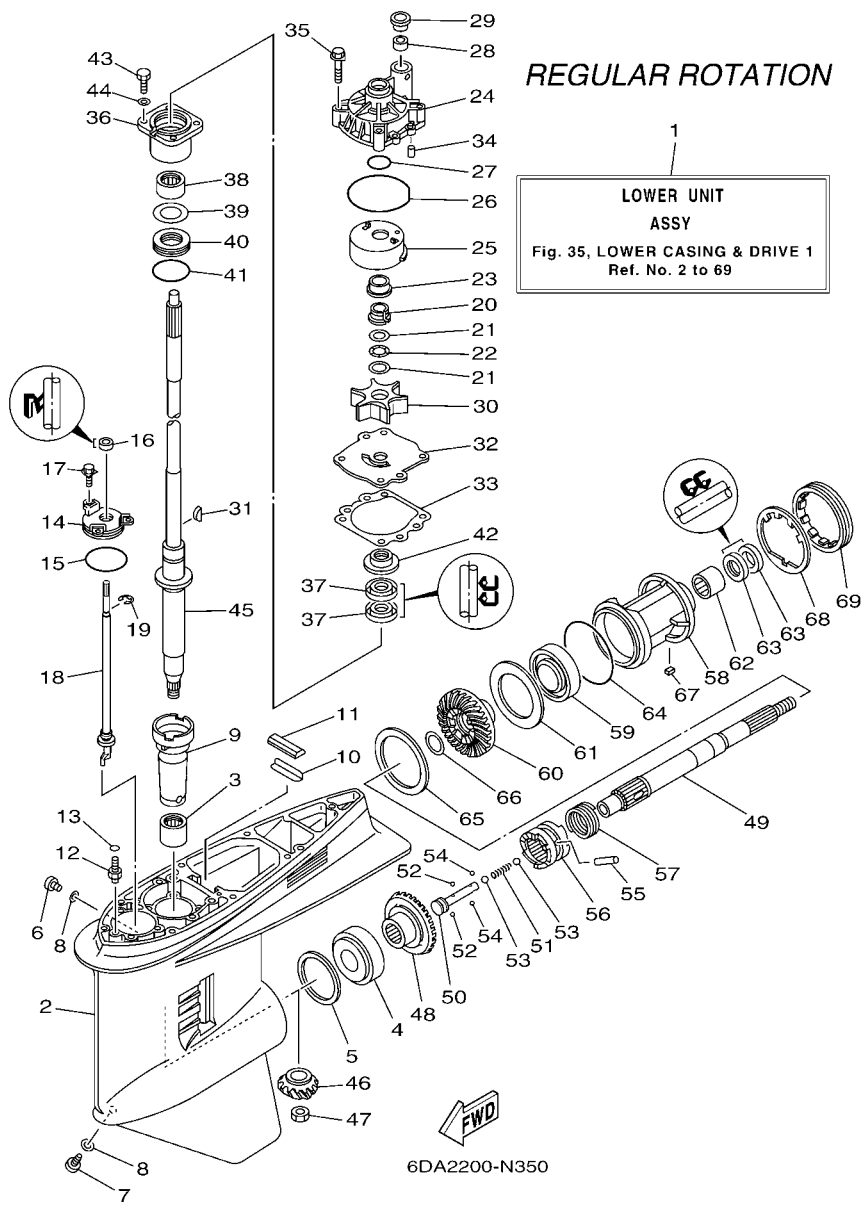
REF. NO.	PART NO. CODIGO Nº	DESCRIPTION DESCRIPCION	6DA3	6DB3	REMARKS OBSERVACIONES
1	6DA-45300-10-8D	LOWER UNIT ASSY CONJUNTO UNIDAD INFERIOR	1		X(25.3"),RH X(25.3"),RH
	6DA-45300-00-8D	LOWER UNIT ASSY CONJUNTO UNIDAD INFERIOR	1		L(20.3"),RH L(20.3"),RH
2	6J9-45301-07-8D	CASING, LOWER FUNDA INFERIOR COMPLETA	1		
3	93311-928U5	BEARING COJINETE DE RODILLOS	1		
4	93332-000V3	BEARING COJINETE	1		
5	6G5-45567-01	SHIM (T:0.10MM) LAINA (T:0.10MM)	1		UR UR
	6G5-45567-10	SHIM (T:0.12MM) LAINA (T:0.12MM)	1		UR UR
	6G5-45567-20	SHIM (T:0.15MM) LAINA (T:0.15MM)	1		UR UR
	6G5-45567-30	SHIM (T:0.18MM) LAINA (T:0.18MM)	1		UR UR
	6G5-45567-40	SHIM (T:0.30MM) LAINA (T:0.30MM)	1		UR UR
	6G5-45567-50	SHIM (T:0.40MM) LAINA (T:0.40MM)	1		UR UR
	6G5-45567-60	SHIM (T:0.50MM) LAINA (T:0.50MM)	1		UR UR
6	90340-08002	PLUG, STRAIGHT SCREW TORNILLO, DE DRENAJE	1		
7	688-45341-10	PLUG, DRAIN TAPON, DREN	1		
8	90430-08020	GASKET JUNTA	2		
9	6G5-45536-01	SLEEVE, DRIVE SHAFT CAMISA EJE DE MANDO	1		
10	663-45376-00	GUIDE, SEAL DAMPER GUIA DE SELLO GOMA	1		
11	688-45375-00	DAMPER, SEAL GOMA DE SELLO	1		
12	63P-45378-00	NIPPLE, HOSE NIPLE MANGUERA	1		
13	93210-07003	O-RING ANILLO O	1		
14	6E5-45321-00	PLATE PLACA	1		
15	93210-58144	O-RING ANILLO O	1		
16	93106-09014	OIL SEAL SELLO ACEITE	1		
17	90119-06M10	BOLT, WITH WASHER TORNILLO CON ARANDELA	3		
18	63P-44150-01	SHIFT CAM ASSY CONJUNTO EJE LEVA COMPL.	1		
19	99001-08600	CIRCLIP PRESILLA REDONDA	1		
20	61A-45538-00	SPACER 1 ESPACIADOR 1	1		





**FIG. 35 LOWER CASING & DRIVE 1 IMPULSOR E INFERIOR 1**

REF. NO.	PART NO. CODIGO Nº	DESCRIPTION DESCRIPCION	6DA3	6DB3	REMARKS OBSERVACIONES
21	90201-22M01	WASHER, PLATE ARANDELA PLANA	2		
22	90206-22M19	WASHER, WAVE ARANDELA ONDULADA	1		
23	61A-45527-00	COLLAR, DRIVE SHAFT COLLAR EJE FLECHA DE PROPULSION	1		
24	61A-44311-01	HOUSING, WATER PUMP CAJA BOMBA DE AGUA	1		
25	61A-44322-02	INSERT, CARTRIDGE CARTUCHO	1		
26	93210-86M38	O-RING ANILLO O	1		
27	93210-37160	O-RING ANILLO O	1		
28	6E5-44365-00	DAMPER, WATER SEAL 1 HULE DE SELLO DE AGUA 1	1		
29	6E5-44312-00	COVER, WATER PUMP HOUSING CUBIERTA CAJA BOMBA DE AGUA	1		
30	6E5-44352-01	IMPELLER IMPULSOR	1		
31	90280-04M05	KEY, WOODRUFF CUNA WOODRUFF	1		
32	6G5-44323-01	OUTER PLATE, CARTRIDGE PLACA EXTERIOR DEL CARTUCHO	1		
33	6E5-44315-A0	GASKET, WATER PUMP EMPAQUE	1		
34	93606-12019	PIN, DOWEL PASADOR DE CLAVIJA	2		
35	90119-08M14	BOLT, WITH WASHER TORNILLO CON ARANDELA	4		
36	6E5-45331-00-9S	HOUSING, BEARING CAJA DE COJINETE	1		
37	93101-28M16	OIL SEAL SELLO ACEITE	2		
38	93317-330U2	BEARING COJINETE	1		
39	6E5-45587-01	SHIM (T:0.10MM) LAINA (T:0.10MM)	1		UR
	6E5-45587-10	SHIM (T:0.12MM) LAINA (T:0.12MM)	1		UR
	6E5-45587-20	SHIM (T:0.15MM) LAINA (T:0.15MM)	1		UR
	6E5-45587-30	SHIM (T:0.18MM) LAINA (T:0.18MM)	1		UR
	6E5-45587-40	SHIM (T:0.30MM) LAINA (T:0.30MM)	1		UR
	6E5-45587-50	SHIM (T:0.40MM) LAINA (T:0.40MM)	1		UR
	6E5-45587-60	SHIM (T:0.50MM) LAINA (T:0.50MM)	1		UR
40	93341-930V2	BEARING COJINETES CON RODAMIENTOS	1		
41	93210-55M14	O-RING ANILLO O	1		



**FIG. 35 LOWER CASING & DRIVE 1 IMPULSOR E INFERIOR 1**

REF. NO.	PART NO. CODIGO Nº	DESCRIPTION DESCRIPCION	6DA3	6DB3	REMARKS OBSERVACIONES
42	6E5-45344-00	COVER, OIL SEAL CUBIERTA SELLO ACEITE	1		
43	97095-08025	BOLT PERNO	4		
44	92995-08600	WASHER ARANDELA	4		
45	63P-45501-11	DRIVE SHAFT COMP. EJE DE MANDO COMPL.	1		X(25.3") X(25.3")
	63P-45501-01	DRIVE SHAFT COMP. EJE DE MANDO COMPL.	1		L(20.3") L(20.3")
46	6DA-45551-00	PINION (14T) PINON (14T)	1		
47	90170-16M01	NUT TUERCA	1		
48	6DA-45560-00	GEAR 1 (26T) ENGRANAJE 1 (26T)	1		
49	6J9-45611-01	SHAFT, PROPELLER EJE PROPUSOR	1		
50	6E5-45634-02	SLIDE, SHIFT DESLIZADOR, CAMBIO	1		
51	90501-16M37	SPRING, COMPRESSION RESORTE DE COMPRESION	1		
52	93507-32009	BALL ESFERA	2		
53	93511-32017	BALL ESFERA	2		
54	93503-16003	BALL ESFERA	2		
55	90250-08M07	PIN, STRAIGHT PASADOR CILINDRICO	1		
56	6DA-45631-00	CLUTCH, DOG EMBRAGUE DE GARRA	1		
57	6E5-45633-01	RING, CROSS PIN ANILLO DE PASADOR	1		
58	6J9-45332-00-CA	HOUSING, BEARING CAJA BALERO 2	1		
59	93306-209U0	BEARING COJINETE	1		
60	6DA-45571-00	GEAR 2 (26T) ENGRANAJE 2 (26T)	1		
61	6G5-45576-10	WASHER, THRUST 2 ARANDELA DE EMPUJE AXIAL 2	1		
62	93315-43061	BEARING COJINETE DE RODILLOS	1		
63	93101-30M17	OIL SEAL SELLO ACEITE	2		
64	93210-97M55	O-RING ANILLO O	1		
65	6G5-45577-02	SHIM (T:0.10MM) LAINA (T:0.10MM)	1		UR UR
	6G5-45577-10	SHIM (T:0.12MM) LAINA (T:0.12MM)	1		UR UR
	6G5-45577-20	SHIM (T:0.15MM) LAINA (T:0.15MM)	1		UR UR

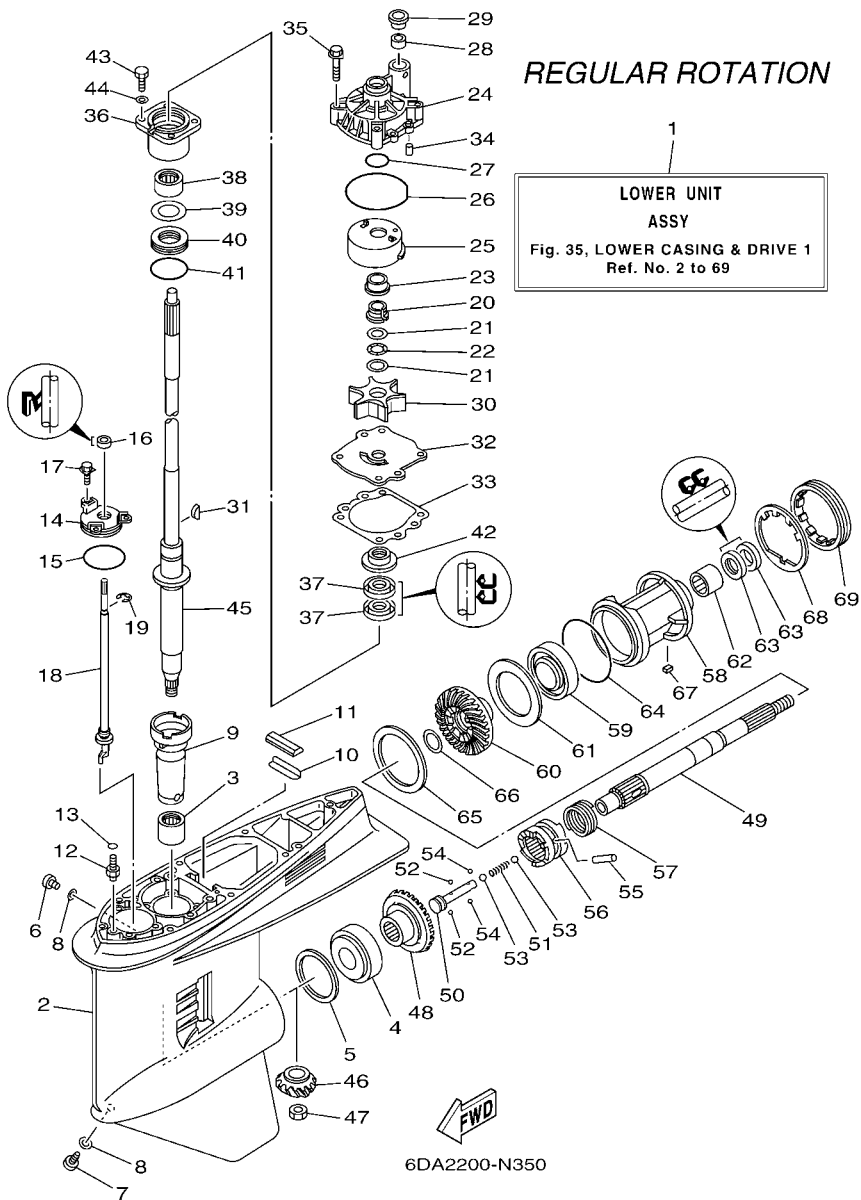
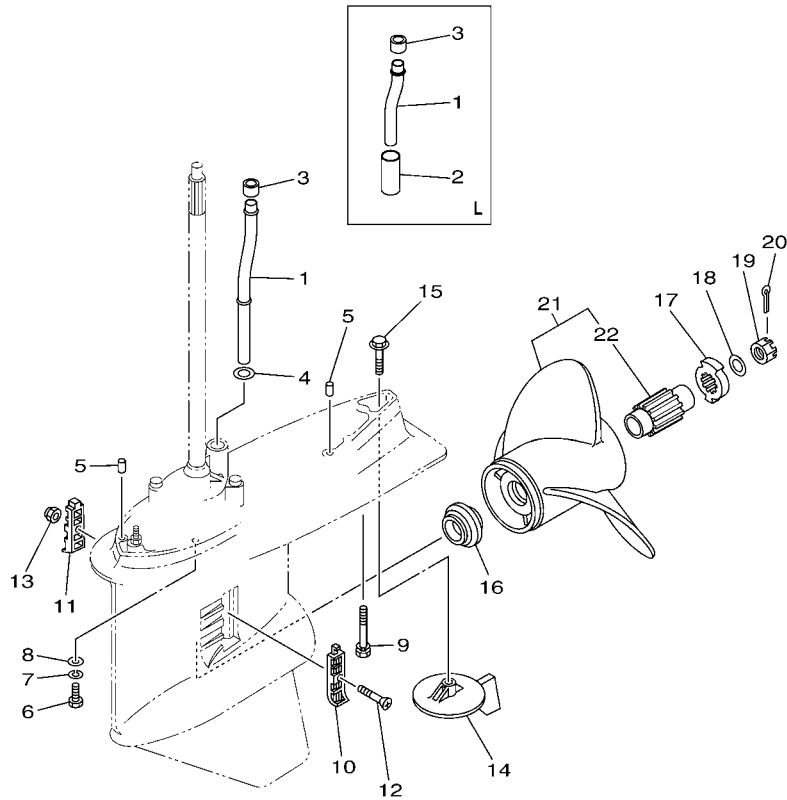


FIG. 35 LOWER CASING & DRIVE 1 IMPULSOR E INFERIOR 1

REF. NO.	PART NO. CODIGO Nº	DESCRIPTION DESCRIPCION	6DA3	6DB3	REMARKS OBSERVACIONES
65	6G5-45577-30	SHIM (T:0.18MM) LAINA (T:0.18MM)	1		UR UR
	6G5-45577-40	SHIM (T:0.30MM) LAINA (T:0.30MM)	1		UR UR
	6G5-45577-50	SHIM (T:0.40MM) LAINA (T:0.40MM)	1		UR UR
	6G5-45577-60	SHIM (T:0.50MM) LAINA (T:0.50MM)	1		UR UR
66	90201-30M92	WASHER, PLATE ARANDELA PLANA	1		
67	90282-04M00	KEY, STRAIGHT CHAVETA, RECTA	1		
68	6G5-45383-01	WASHER, CLAW ARANDELA DE UNA	1		
69	6G5-45384-02	NUT TUERCA	1		
-----					
-----					
-----					
-----					
-----					
-----					
-----					
-----					
-----					

REGULAR ROTATION



6DA3100-P340

FIG. 36 LOWER CASING & DRIVE 2 IMPULSOR E INFERIOR 2

REF. NO.	PART NO. CODIGO Nº	DESCRIPTION DESCRIPCION	6DA3	6DB3		REMARKS OBSERVACIONES
1	6DA-44361-00	TUBE, WATER 1 TUBO DE AGUA 1	1			X(25.3") X(25.3")
	6DA-44361-10	TUBE, WATER 1 TUBO DE AGUA 1	1			L(20.3") L(20.3")
2	90445-23002	HOSE (L59) TUBO (L59)	1			L(20.3") L(20.3")
3	6E5-44365-00	DAMPER, WATER SEAL 1 HULE DE SELLO DE AGUA 1	1			
4	90202-16061	WASHER, PLATE ARANDELA DE PLANA	1			X(25.3") X(25.3")
5	93608-16M16	PIN, DOWEL PASADOR DE CLAVIJA	2			
6	97095-10045	BOLT PERNO	6			
7	92995-10100	WASHER ARANDELA	6			
8	92995-10600	WASHER ARANDELA	6			
9	90119-10MA2	BOLT, WITH WASHER TORNILLO CON ARANDELA	1			
10	6J9-45214-00	COVER, WATER INLET 1 CUBIERTA ENTRADA AGUA 1	1			
11	6J9-45215-00	COVER, WATER INLET 2 CUBIERTA ENTRADA AGUA 2	1			
12	90152-05M08	SCREW, COUNTERSUNK TORNILLO EMBUTIDO	1			
13	90185-05002	NUT, NYLON TUERCA AUTOBLOCANTE	1			
14	6J9-45371-01	TAB-TRIM QUILLA ESTABILIZADOR	1			
15	90105-10M00	BOLT, FLANGE TORNILLO	1			
16	63P-45987-00	SPACER 1 ESPACIADOR 1	1			
17	6CE-45997-00	SPACER 2 ESPACIADOR 2	1			
18	92990-18200	WASHER ARANDELA PLANA	1			
19	90171-18M04	NUT, CASTLE TUERCA ENTALLADA	1			
20	91490-40030	PIN, COTTER CHAVETA	1			
21	68F-45970-10	PROPELLER (3X14-1/2"X15"-M) PROPELA (3X14-1/2"X15"-M)	1			UR SDS PROP. UR SDS PROP.
	68F-45972-10	PROPELLER (3X14-1/4"X17"-M) PROPELA (3X14-1/4"X17"-M)	1			UR SDS PROP. UR SDS PROP.
	68F-45974-10	PROPELLER (3X13-3/4"X19"-M) PROPELA (3X13-3/4"X19"-M)	1			UR SDS PROP. UR SDS PROP.
	68F-45976-10	PROPELLER (3X13-3/4"X21"-M) PROPELA (3X13-3/4"X21"-M)	1			UR SDS PROP. UR SDS PROP.
	68F-45978-10	PROPELLER (3X14-1/4"X18"-M) PROPELA (3X14-1/4"X18"-M)	1			UR SDS PROP. UR SDS PROP.
22	6CE-45C81-00	.DAMPER RUBBER, PROPELLER 1 .AMORTIGUADOR PROPELA 1	1			

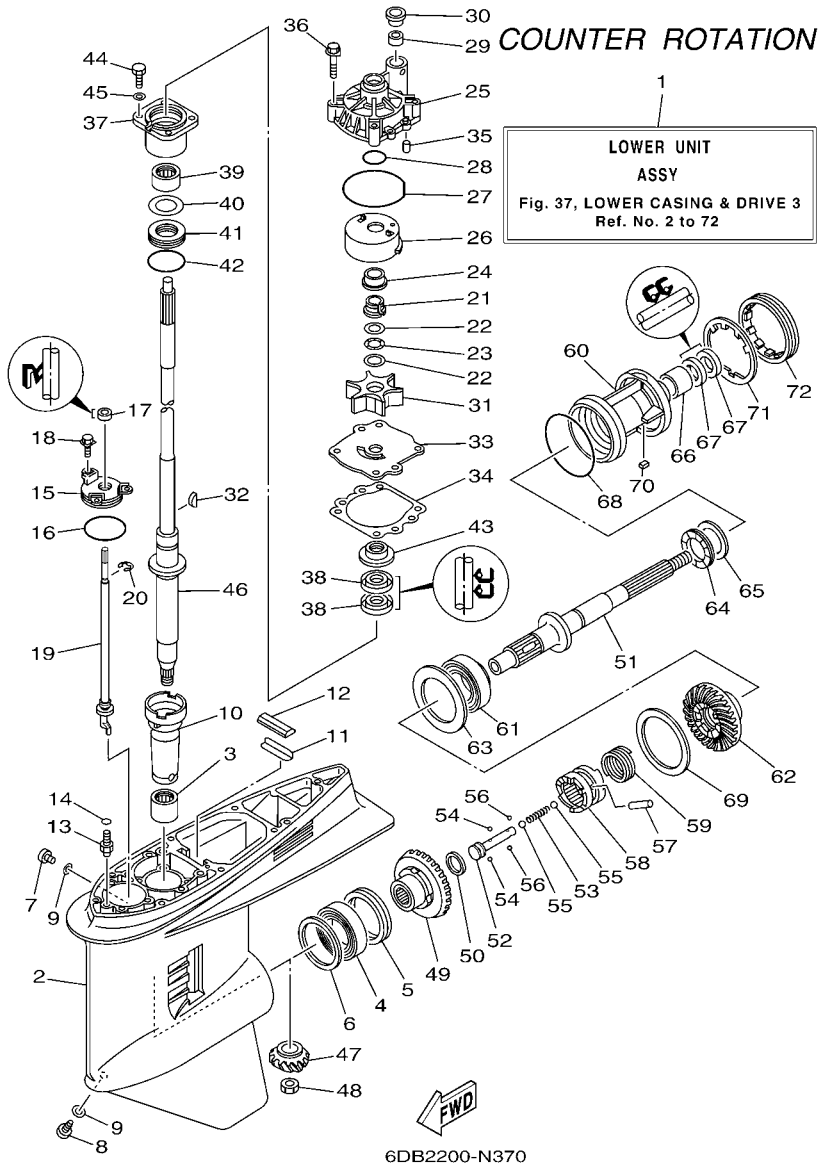
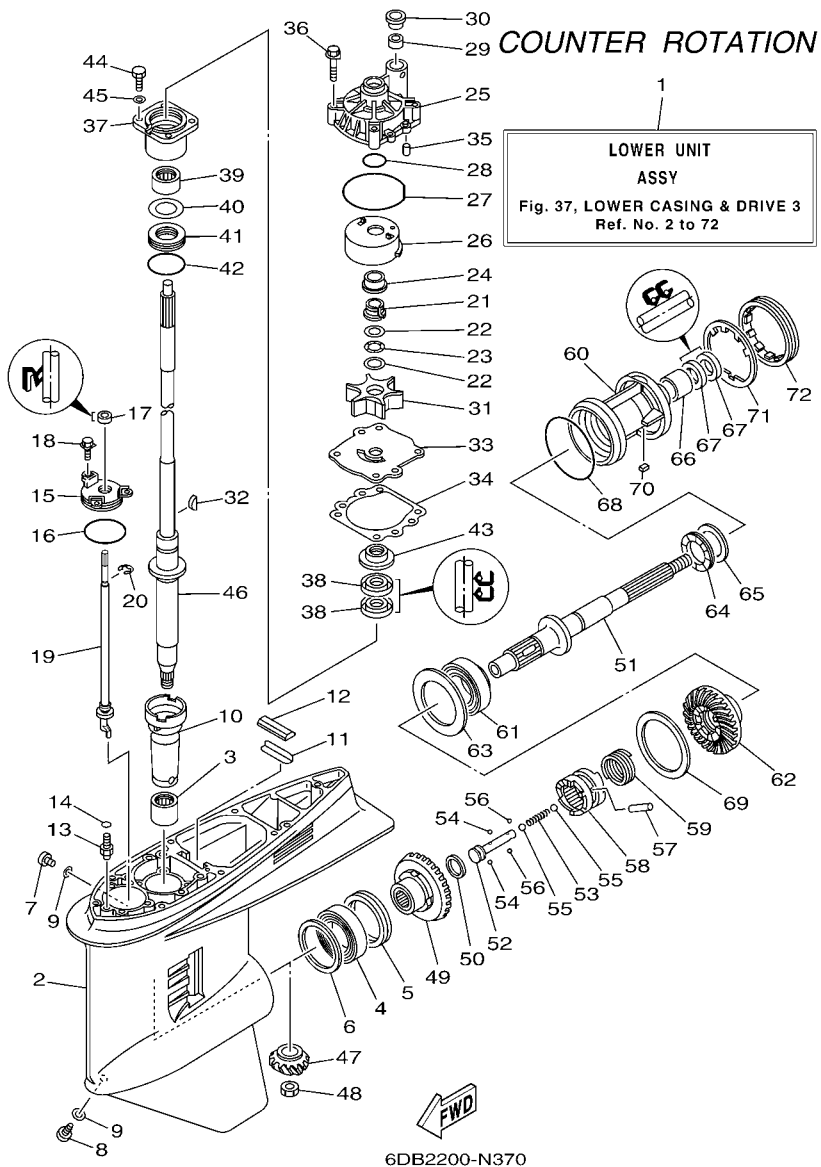


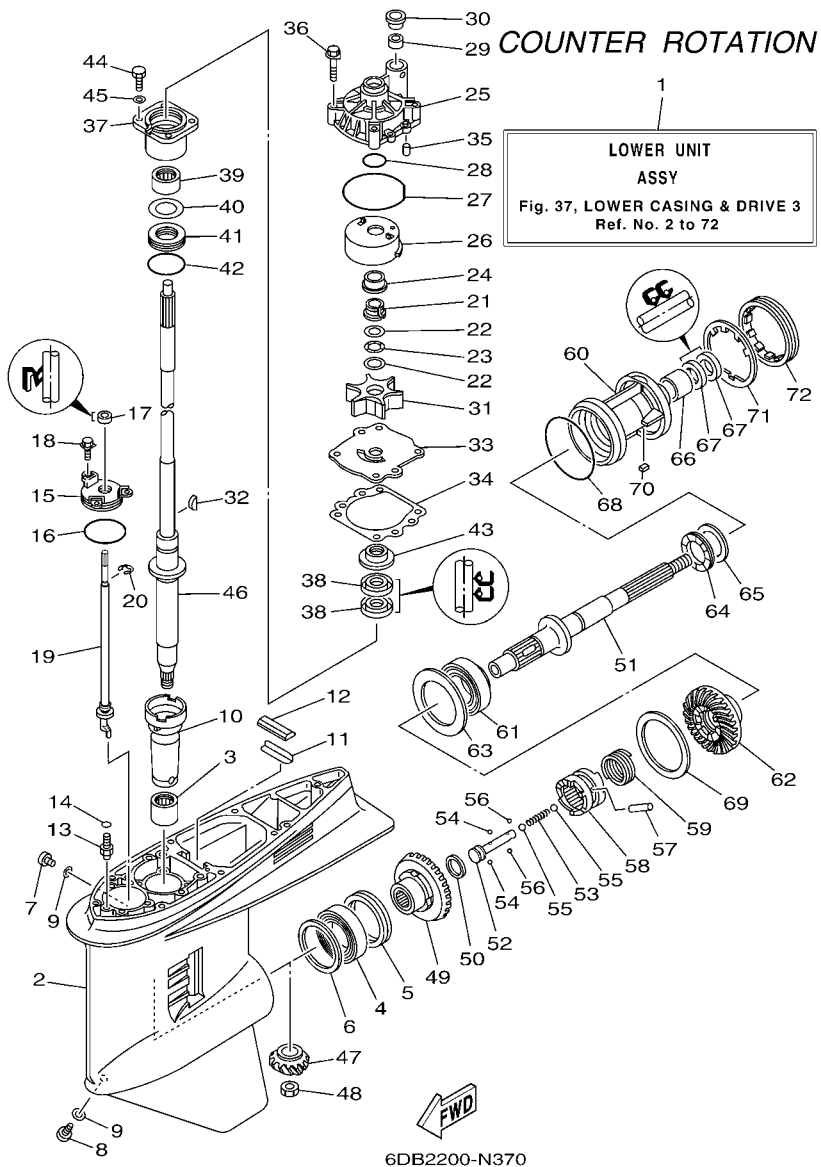
FIG. 37 LOWER CASING & DRIVE 3 IMPULSOR E INFERIOR 3

REF. NO.	PART NO. CODIGO Nº	DESCRIPTION DESCRIPCION	6DA3	6DB3	REMARKS OBSERVACIONES
1	6DB-45300-10-8D	LOWER UNIT ASSY CONJUNTO UNIDAD INFERIOR		1	X(25.3"),LH X(25.3"),LH
2	6J9-45301-07-8D	CASING, LOWER FUNDA INFERIOR COMPLETA		1	
3	93311-928U5	BEARING COJINETE DE RODILLOS		1	
4	93390-000U2	BEARING COJINETE DE RODILLOS		1	
5	93341-465U4	BEARING COJINETES CON RODAMIENTOS		1	
6	6G5-45567-01	SHIM (T:0.10MM) LAINA (T:0.10MM)		1	UR
	6G5-45567-10	SHIM (T:0.12MM) LAINA (T:0.12MM)		1	UR
	6G5-45567-20	SHIM (T:0.15MM) LAINA (T:0.15MM)		1	UR
	6G5-45567-30	SHIM (T:0.18MM) LAINA (T:0.18MM)		1	UR
	6G5-45567-40	SHIM (T:0.30MM) LAINA (T:0.30MM)		1	UR
	6G5-45567-50	SHIM (T:0.40MM) LAINA (T:0.40MM)		1	UR
	6G5-45567-60	SHIM (T:0.50MM) LAINA (T:0.50MM)		1	UR
7	90340-08002	PLUG, STRAIGHT SCREW TORNILLO, DE DRENAJE		1	
8	688-45341-10	PLUG, DRAIN TAPON, DREN		1	
9	90430-08020	GASKET JUNTA		2	
10	6G5-45536-01	SLEEVE, DRIVE SHAFT CAMISA EJE DE MANDO		1	
11	663-45376-00	GUIDE, SEAL DAMPER GUIA DE SELLO GOMA		1	
12	688-45375-00	DAMPER, SEAL GOMA DE SELLO		1	
13	63P-45378-00	NIPPLE, HOSE NIPLE MANGUERA		1	
14	93210-07003	O-RING ANILLO O		1	
15	6E5-45321-00	PLATE PLACA		1	
16	93210-58144	O-RING ANILLO O		1	
17	93106-09014	OIL SEAL SELLO ACEITE		1	
18	90119-06M10	BOLT, WITH WASHER TORNILLO CON ARANDELA		3	
19	64P-44150-01	SHIFT CAM ASSY CONJUNTO EJE LEVA COMPL.		1	
20	99001-08600	CIRCLIP PRESILLA REDONDA		1	
21	61A-45538-00	SPACER 1 ESPACIADOR 1		1	



**FIG. 37 LOWER CASING & DRIVE 3 IMPULSOR E INFERIOR 3**

REF. NO.	PART NO. CODIGO Nº	DESCRIPTION DESCRIPCION	6DA3	6DB3	REMARKS OBSERVACIONES
22	90201-22M01	WASHER, PLATE ARANDELA PLANA		2	
23	90206-22M19	WASHER, WAVE ARANDELA ONDULADA		1	
24	61A-45527-00	COLLAR, DRIVE SHAFT COLLAR EJE FLECHA DE PROPULSION		1	
25	61A-44311-01	HOUSING, WATER PUMP CAJA BOMBA DE AGUA		1	
26	61A-44322-02	INSERT, CARTRIDGE CARTUCHO		1	
27	93210-86M38	O-RING ANILLO O		1	
28	93210-37160	O-RING ANILLO O		1	
29	6E5-44365-00	DAMPER, WATER SEAL 1 HULE DE SELLO DE AGUA 1		1	
30	6E5-44312-00	COVER, WATER PUMP HOUSING CUBIERTA CAJA BOMBA DE AGUA		1	
31	6E5-44352-01	IMPELLER IMPULSOR		1	
32	90280-04M05	KEY, WOODRUFF CUNA WOODRUFF		1	
33	6G5-44323-01	OUTER PLATE, CARTRIDGE PLACA EXTERIOR DEL CARTUCHO		1	
34	6E5-44315-A0	GASKET, WATER PUMP EMPAQUE		1	
35	93606-12019	PIN, DOWEL PASADOR DE CLAVIJA		2	
36	90119-08M14	BOLT, WITH WASHER TORNILLO CON ARANDELA		4	
37	6E5-45331-00-9S	HOUSING, BEARING CAJA DE COJINETE		1	
38	93101-28M16	OIL SEAL SELLO ACEITE		2	
39	93317-330U2	BEARING COJINETE		1	
40	6E5-45587-01	SHIM (T:0.10MM) LAINA (T:0.10MM)		1	UR
	6E5-45587-10	SHIM (T:0.12MM) LAINA (T:0.12MM)		1	UR
	6E5-45587-20	SHIM (T:0.15MM) LAINA (T:0.15MM)		1	UR
	6E5-45587-30	SHIM (T:0.18MM) LAINA (T:0.18MM)		1	UR
	6E5-45587-40	SHIM (T:0.30MM) LAINA (T:0.30MM)		1	UR
	6E5-45587-50	SHIM (T:0.40MM) LAINA (T:0.40MM)		1	UR
	6E5-45587-60	SHIM (T:0.50MM) LAINA (T:0.50MM)		1	UR
41	93341-930V2	BEARING COJINETES CON RODAMIENTOS		1	
42	93210-55M14	O-RING ANILLO O		1	



**FIG. 37 LOWER CASING & DRIVE 3 IMPULSOR E INFERIOR 3**

REF. NO.	PART NO. CODIGO Nº	DESCRIPTION DESCRIPCION	6DA3	6DB3	REMARKS OBSERVACIONES
43	6E5-45344-00	COVER, OIL SEAL CUBIERTA SELLO ACEITE		1	
44	97095-08025	BOLT PERNO		4	
45	92995-08600	WASHER ARANDELA		4	
46	63P-45501-11	DRIVE SHAFT COMP. EJE DE MANDO COMPL.		1	X(25.3")
47	6DA-45551-00	PINION (14T) PINON (14T)		1	X(25.3")
48	90170-16M01	NUT TUERCA		1	
49	6DB-45560-00	GEAR 1 (26T) ENGRANAJE 1 (26T)		1	
50	90201-26015	WASHER, PLATE ARANDELA PLANA		1	
51	6K1-45611-10	SHAFT, PROPELLER EJE PROPUSOR		1	
52	6E5-45634-02	SLIDE, SHIFT DESILIZADOR, CAMBIO		1	
53	90501-16M37	SPRING, COMPRESSION RESORTE DE COMPRESION		1	
54	93507-32009	BALL ESFERA		2	
55	93511-32017	BALL ESFERA		2	
56	93503-16003	BALL ESFERA		2	
57	90250-08M07	PIN, STRAIGHT PASADOR CILINDRICO		1	
58	6DA-45631-00	CLUTCH, DOG EMBRAGUE DE GARRA		1	
59	6E5-45633-01	RING, CROSS PIN ANILLO DE PASADOR		1	
60	6K1-45332-01-CA	HOUSING, BEARING CAJA BALERO 2		1	
61	93332-00048	BEARING COJINETE		1	
62	6DB-45570-00	GEAR 2 (26T) ENGRANAJE 2 (26T)		1	
63	6K1-45576-00	WASHER, THRUST 2 ARANDELA DE EMPUJE AXIAL 2		1	
64	93341-440U5	BEARING COJINETES CON RODAMIENTOS		1	
65	6K1-45578-01	SHIM (T:0.10MM) LAINA (T:0.10MM)		1	UR
	6K1-45578-10	SHIM (T:0.12MM) LAINA (:0.12MM)		1	UR
	6K1-45578-20	SHIM (T:0.15MM) LAINA (T:0.15MM)		1	UR
	6K1-45578-30	SHIM (T:0.18MM) LAINA (T:0.18MM)		1	UR
	6K1-45578-40	SHIM (T:0.30MM) LAINA (T:0.30MM)		1	UR

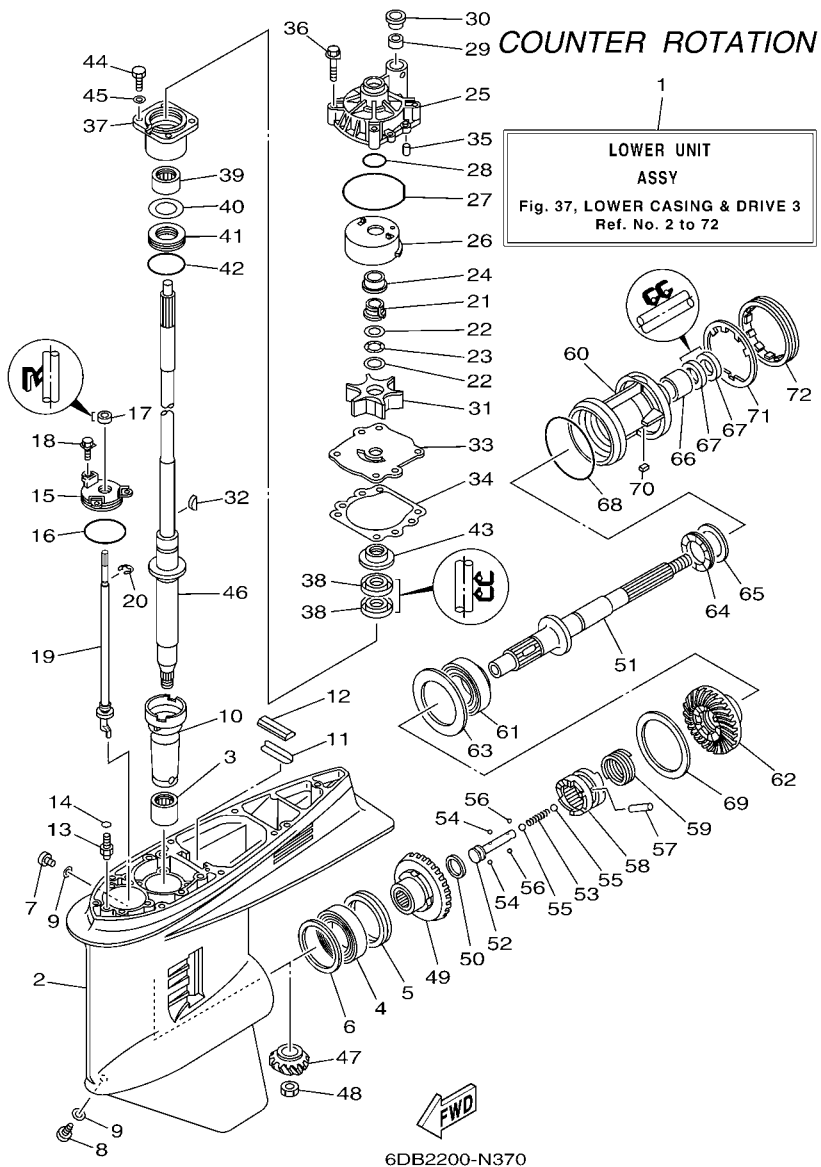
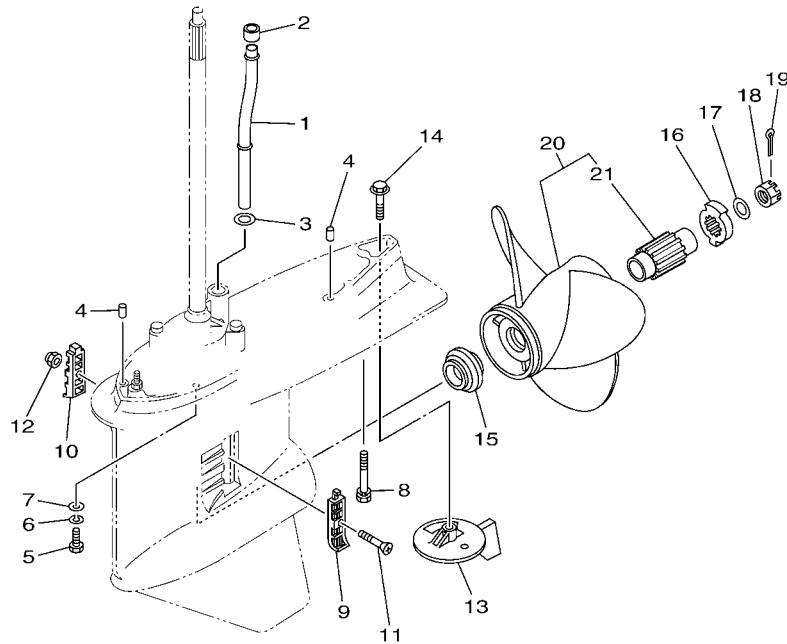


FIG. 37 LOWER CASING & DRIVE 3 IMPULSOR E INFERIOR 3

REF. NO.	PART NO. CODIGO Nº	DESCRIPTION DESCRIPCION	6DA3	6DB3	REMARKS OBSERVACIONES
65	6K1-45578-50	SHIM (T:0.40MM) LAINA (T:0.40MM)		1	UR UR
	6K1-45578-60	SHIM (T:0.50MM) LAINA (T:0.50MM)		1	UR UR
66	93315-43061	BEARING COJINETE DE RODILLOS		1	
67	93101-30M17	OIL SEAL SELLO ACEITE		2	
68	93210-97M55	O-RING ANILLO O		1	
69	6G5-45577-02	SHIM (T:0.10MM) LAINA (T:0.10MM)		1	UR UR
	6G5-45577-10	SHIM (T:0.12MM) LAINA (T:0.12MM)		1	UR UR
	6G5-45577-20	SHIM (T:0.15MM) LAINA (T:0.15MM)		1	UR UR
	6G5-45577-30	SHIM (T:0.18MM) LAINA (T:0.18MM)		1	UR UR
	6G5-45577-40	SHIM (T:0.30MM) LAINA (T:0.30MM)		1	UR UR
	6G5-45577-50	SHIM (T:0.40MM) LAINA (T:0.40MM)		1	UR UR
	6G5-45577-60	SHIM (T:0.50MM) LAINA (T:0.50MM)		1	UR UR
70	90282-04M00	KEY, STRAIGHT CHAVETA, RECTA		1	
71	6G5-45383-01	WASHER, CLAW ARANDELA DE UNA		1	
72	6G5-45384-02	NUT TUERCA		1	



COUNTER ROTATION

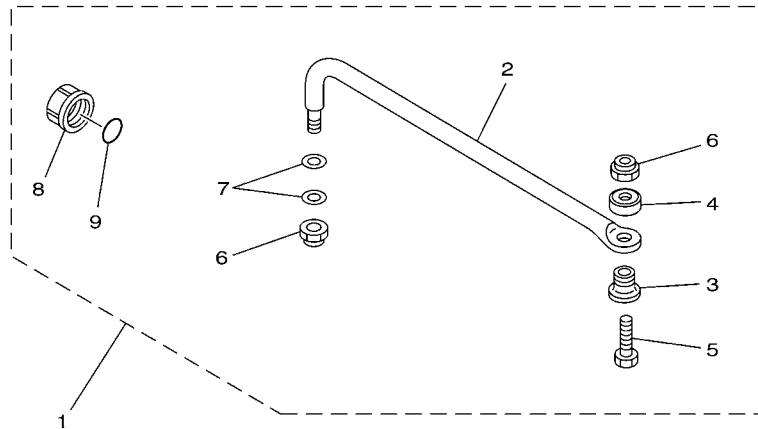


6DB3100-P340

FIG. 38 LOWER CASING & DRIVE 4 IMPULSOR E INFERIOR 4

REF. NO.	PART NO. CODIGO Nº	DESCRIPTION DESCRIPCION	6DA3	6DB3	REMARKS OBSERVACIONES
1	6DA-44361-00	TUBE, WATER 1 TUBO DE AGUA 1		1	X(25.3") X(25.3")
2	6E5-44365-00	DAMPER, WATER SEAL 1 HULE DE SELLO DE AGUA 1		1	
3	90202-16061	WASHER, PLATE ARANDELA DE PLANA		1	X(25.3") X(25.3")
4	93608-16M16	PIN, DOWEL PASADOR DE CLAVIJA		2	
5	97095-10045	BOLT PERNO		6	
6	92995-10100	WASHER ARANDELA		6	
7	92995-10600	WASHER ARANDELA		6	
8	90119-10MA2	BOLT, WITH WASHER TORNILLO CON ARANDELA		1	
9	6J9-45214-00	COVER, WATER INLET 1 CUBIERTA ENTRADA AGUA 1		1	
10	6J9-45215-00	COVER, WATER INLET 2 CUBIERTA ENTRADA AGUA 2		1	
11	90152-05M08	SCREW, COUNTERSUNK TORNILLO EMBUTIDO		1	
12	90185-05002	NUT, NYLON TUERCA AUTOBLOCANTE		1	
13	6K1-45371-02	TAB-TRIM QUILLA ESTABILIZADOR		1	
14	90105-10M00	BOLT, FLANGE TORNILLO		1	
15	63P-45987-00	SPACER 1 ESPACIADOR 1		1	
16	6CE-45997-00	SPACER 2 ESPACIADOR 2		1	
17	92990-18200	WASHER ARANDELA PLANA		1	
18	90171-18M04	NUT, CASTLE TUERCA ENTALLADA		1	
19	91490-40030	PIN, COTTER CHAVETA		1	
20	68G-45970-10	PROPELLER (3X14-1/2X15-ML) PROPELA (3X14-1/2X15-ML)		1	UR SDS PROP. UR SDS PROP.
68G-45972-10	PROPELLER (3X14-1/4X17"-ML) PROPELA (3X14-1/4X17"-ML)			1	UR SDS PROP. UR SDS PROP.
68G-45974-10	PROPELLER (3X13-3/4X19"-ML) PROPELA (3X13-3/4X19"-ML)			1	UR SDS PROP. UR SDS PROP.
68G-45976-10	PROPELLER (3X13-3/4X21"-ML) PROPELA (3X13-3/4X21"-ML)			1	UR SDS PROP. UR SDS PROP.
68G-45978-10	PROPELLER (3X14-1/4X18"-ML) PROPELA (3X14-1/4X18"-ML)			1	UR SDS PROP. UR SDS PROP.
21	6CE-45C81-00	.DAMPER RUBBER, PROPELLER 1 .AMORTIGUADOR PROPELA 1		1	

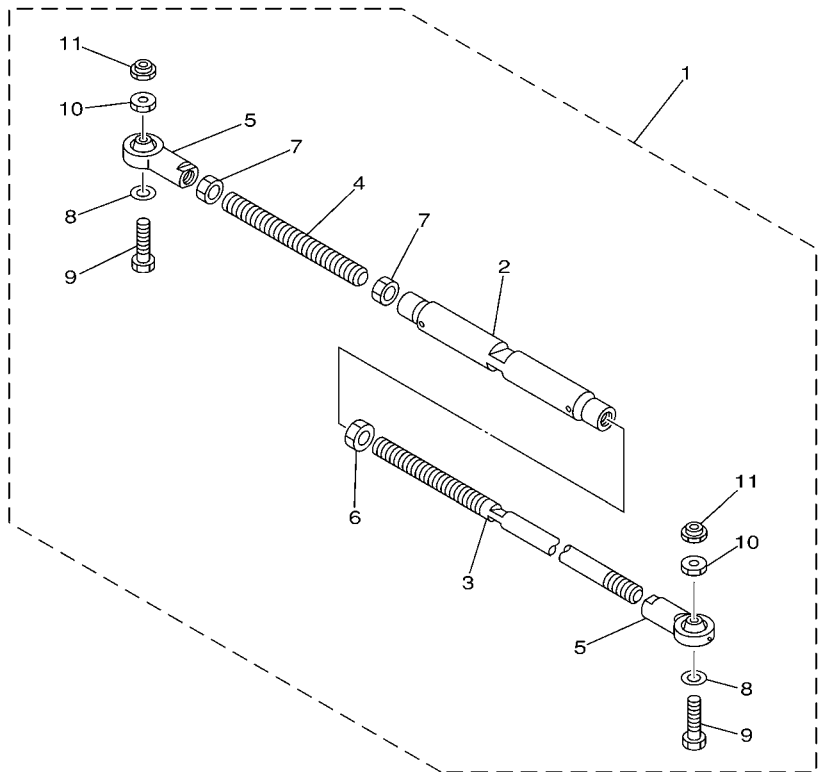
**FIG. 39 STEERING GUIDE ATTACHMENT 1 ADITAMENTO GUIA DE GOBIERNO 1**



REF. NO.	PART NO. CODIGO Nº	DESCRIPTION DESCRIPCION	6DA3	6DB3	REMARKS OBSERVACIONES
1	6E5-61350-02	STEERING GUIDE ATTACHMENT KIT ESTUCHE ADITAMENTO GUIA DE TIM	1		AP AP
2	6E5-61351-01	.ROD, STEERING LINK .VARILLA ESLABON DIRECCION	1		
3	90387-10M61	.COLLAR .ESPACIADOR	1		
4	90560-12M01	.SPACER .SEPARADOR	1		
5	6E5-61355-00	.BOLT .TORNILLO	1		
6	90185-09M01	.NUT, SELF-LOCKING .TUERCA AUTOBLOCANTE	2		
7	90201-10M20	.WASHER, PLATE .ARANDELA PLANA	2		
8	6E5-43145-01	.CAP, CLAMP BRACKET .TAPA	1		
9	93210-16275	.O-RING .ANILLO O	1		

67H0100-9290

FIG. 40 STEERING GUIDE ATTACHMENT 2 ADITAMENTO GUIA DE GOBIERNO 2

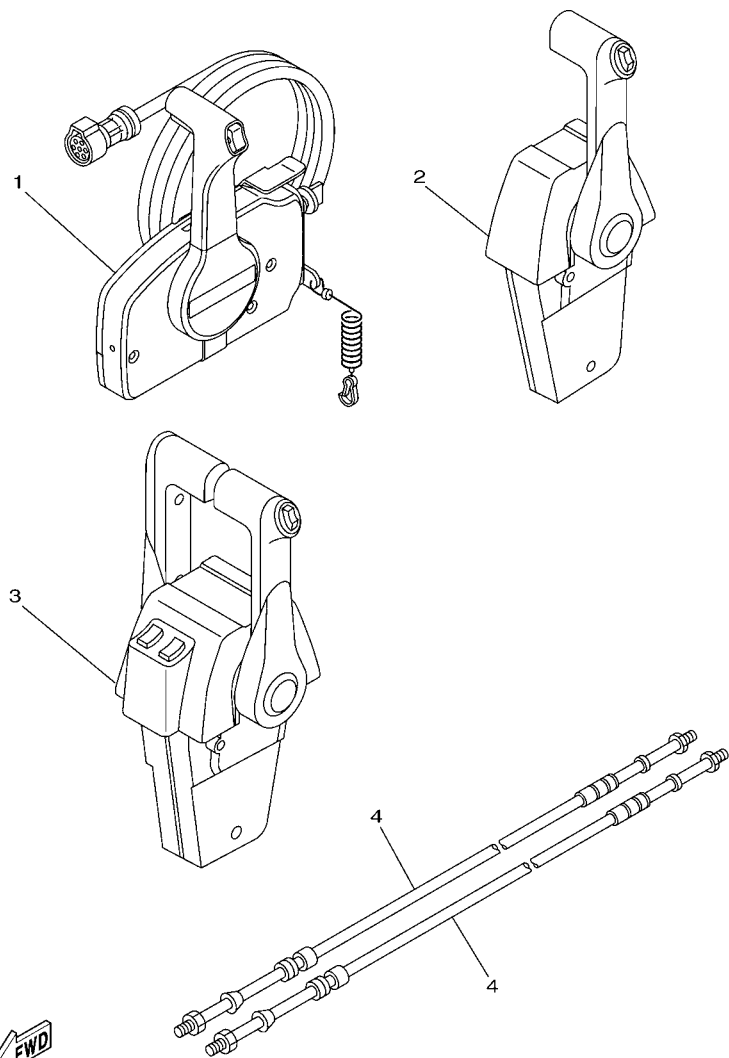


67H0100-0300

REF. NO.	PART NO. CODIGO Nº	DESCRIPTION DESCRIPCION	6DA3	6DB3	REMARKS OBSERVACIONES
1	6E5-61301-01	TWIN KIT (L:600-800MM) KIT ADITAMENTO (L:600-800MM)		1	AP AP
2	6E5-61313-00	.ADJUSTER .AJUSTADOR		1	
3	6E5-61311-11	.TIE BAR .BARRA SEPARADORA		1	
4	6E5-61315-00	.TIE BAR .ROTOR DE BOMBA AGUA		1	
5	6E5-61303-00	.STEERING AXLE COMP. .OJO-DIRECCION COMPL.		2	
6	90170-14M06	.NUT .TUERCA		1	
7	95380-14700	.NUT .TUERCA		2	
8	90201-10M76	.WASHER, PLATE .ARANDELA PLANA		2	
9	90101-09M70	.BOLT .TORNILLO		2	
10	90170-09M05	.NUT .TUERCA		2	
11	90185-09M01	.NUT, SELF-LOCKING .TUERCA AUTOBLOCANTE		2	

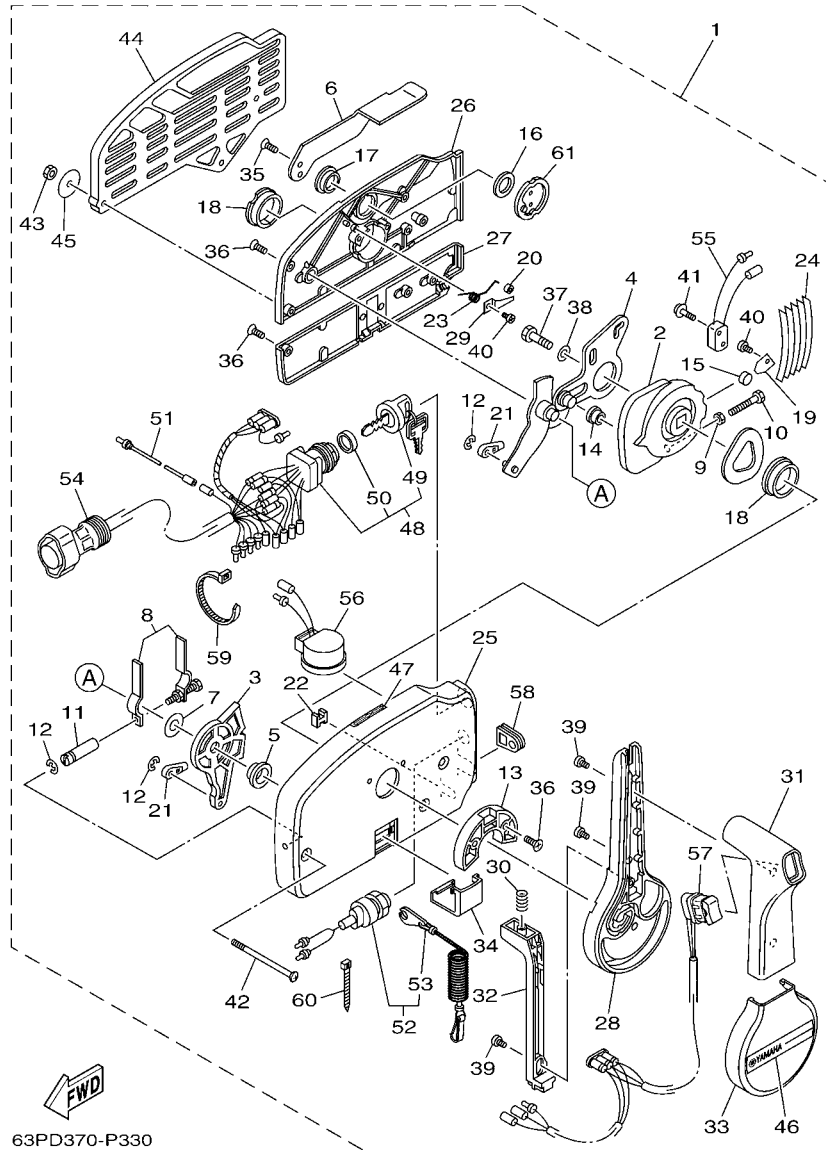
FIG. 41 REMOTE CONTROL BOX

CONTROL REMOTO COMPLETO



63PD200-P340

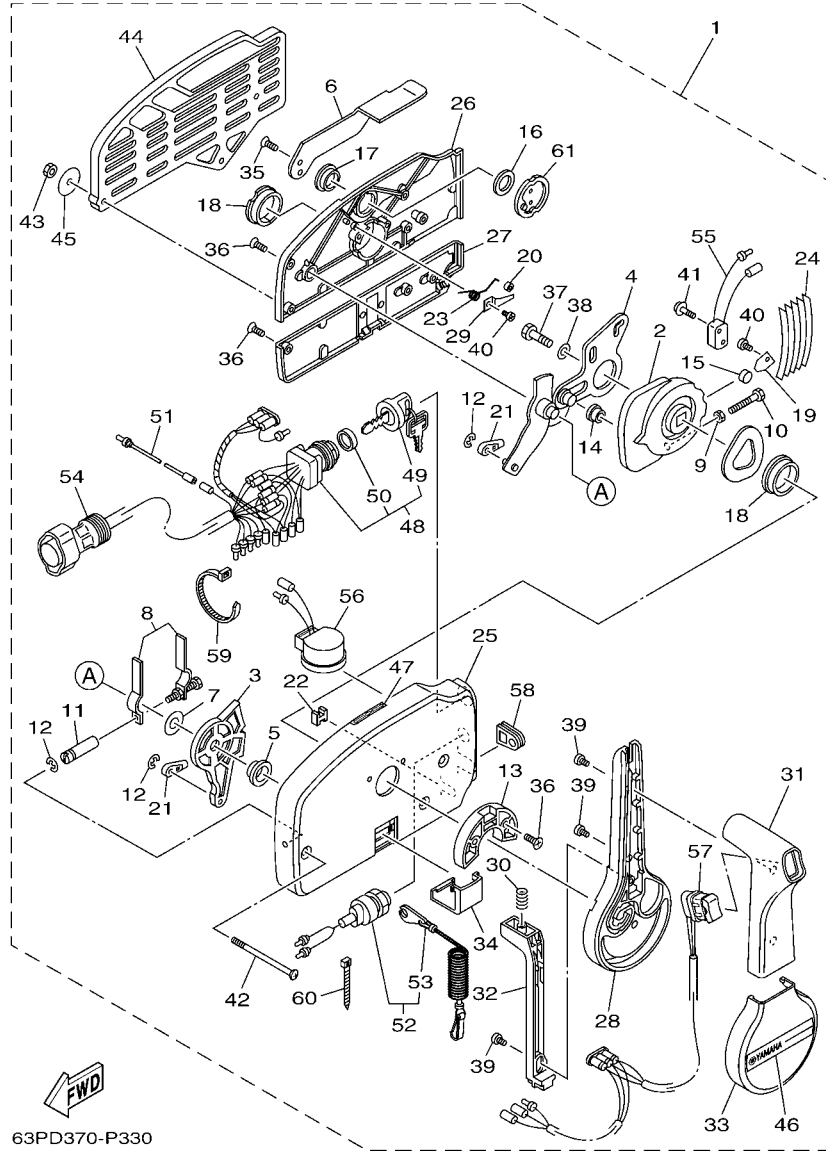
REF. NO.	PART NO. CODIGO Nº	DESCRIPTION DESCRIPCION	6DA3	6DB3		REMARKS OBSERVACIONES
1	703-48207-20	REMOTE CONTROL ASSY (10P, PTT) REMOTO CONTROL COMPL. (10P)	1			AP EXCEPT FOR CAR AP EXCEPT FOR CAR
2	704-48205-P1	REMOTE CONTROL ASSY (RIGHT) REMOTO CONTROL COMPL (RECTO)	1			AP FOR CAR AP FOR CAR
3	704-48207-P1	REMOTE CONTROL ASSY REMOTO CONTROL COMPL.		1		AP WITH PT/T SW. AP WITH PT/T SW.
4	701-48320-50	CABLE, REMOTE CONTROL L=15F CABLE CONTROL REMOTO L=15F	2	2		UR UR
	701-48320-60	CABLE, REMOTE CONTROL L=16F CABLE CONTROL REMOTO L=16F	2	2		UR UR
	701-48320-80	CABLE, REMOTE CONTROL L=17F CABLE CONTROL REMOTO L=17F	2	2		UR UR
	701-48350-00	CABLE, REMOTE CONTROL L=21F CABLE CONTROL REMOTO L=21F	2	2		UR UR
	701-48350-20	CABLE, REMOTE CONTROL L=23F CABLE CONTROL REMOTO L=23F	2	2		UR UR
-----						
-----						
-----						
-----						
-----						
-----						
-----						
-----						
-----						
-----						



63PD370-P330

FIG. 42 REMOTE CONTROL ASSY 1 CONTROL REMOTO COMPL 1

REF. NO.	PART NO. CODIGO Nº	DESCRIPTION DESCRIPCION	6DA3	6DB3	REMARKS OBSERVACIONES
1	703-48207-20	REMOTE CONTROL ASSY (10P, PTT) REMOTO CONTROL COMPL. (10P)	1		AP EXCEPT FOR CAR AP EXCEPT FOR CAR
2	703-48232-00	.GEAR .ENGRANAJE 1	1		
3	703-48271-00	.ARM, SHIFT .BRAZO CAMBIADOR	1		
4	703-48261-01	.ARM, THROTTLE .BRAZO ACELERADOR	1		
5	703-48235-00	.BUSHING .BUJE	1		
6	703-48152-10	.KNOB, FREE ACCEL. .PERILLA	1		
7	703-48268-00	.SPACER .ESPACIADOR 3	1		
8	703-48264-00	.FRICTION, THROTTLE .FRICCION DE ACELERADOR	1		
9	95380-05600	.NUT .TUERCA	1		
10	97380-05025	.BOLT .TORNILLO HEXAGONAL	1		
11	703-48265-00	.SHAFT, FRICTION .EJE FRICCION	1		
12	93430-06024	.CIRCLIP .SEGURO	3		
13	703-48245-00	.PLATE, LOCK .PLACA CERRADURA	1		
14	703-48252-00	.ROLLER, CAM .RODILLO LEVA	1		
15	701-48248-00	.ROLLER, FREE ACCEL. .RODILLO ACELERADOR LIBRE	1		
16	703-48198-00	.WASHER, WAVE .RONDANA ONDULADA 3	1		
17	703-48243-00	.BUSHING .BUJE 3	1		
18	703-48236-00	.BUSHING 1 .BUJE	2		
19	703-48189-00	.RETAINER .RETENEDOR	1		
20	703-48234-00	.ROLLER, DETENT .RODILLO	1		
21	703-48345-01	.CABLE END, REMOTE CONTROL 2 .TERMINAL CABLE DE CONTROL REMO	2		
22	703-48358-00	.ANCHOR, CABLE .ABRAZADERA CABLE	1		
23	703-48244-00	.SPRING, FREE ACCEL. .RESORTE ACELERADOR LIBRE	1		
24	703-48238-00	.SPRING, DETENT .RESORTE	5		
25	703-48211-10	.HOUSING,1 .CAJA	1		
26	703-48212-10	.BACK PLATE 1 .PLACA TRASERA 1	1		
27	703-48213-10	.BACK PLATE 2 .PLACA TRASERA 2	1		

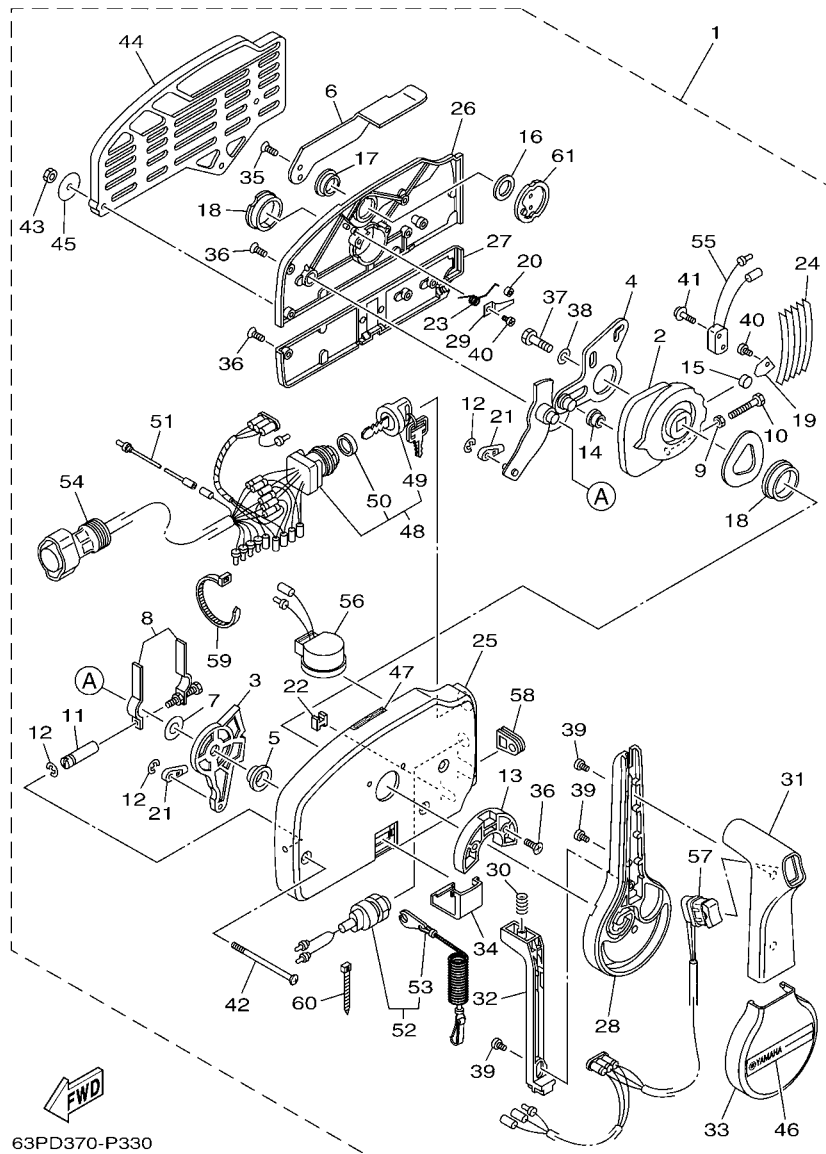


63PD370-P330

FIG. 42 REMOTE CONTROL ASSY 1 CONTROL REMOTO COMPL 1

REF. NO.	PART NO. CODIGO Nº	DESCRIPTION DESCRIPCION	6DA3	6DB3			REMARKS OBSERVACIONES
28	703-48221-10	.LEVER, CONTROL .PALANCA CONTROL	1				
29	703-48246-00	.SPACER .ESPACIADOR	1				
30	703-48227-00	.SPRING, NEUTRAL LOCK .RESORTE DE SEGURO	1				
31	703-48222-20	.GRIP, CONTROL LEVER .MANGO DE PALANCA CONTROL	1				SINGLE SINGLE
32	703-48223-10	.LOCK, NEUTRAL .CERRADURA NEUTRO	1				
33	703-48225-10	.COVER .CUBIERTA	1				
34	703-48219-10	.COVER, LEAD .CUBIERTA	1				
35	703-48281-00	.SCREW .TORNILLO 1	2				
36	703-44189-20	.SCREW .TORNILLO	7				
37	97380-08030	.BOLT .TORNILLO HEXAGONAL	1				
38	92990-08600	.WASHER, PLATE .ARANDELA PLANA	1				
39	703-48128-10	.SCREW 2 .TORNILLO 2	3				
40	98580-04006	.SCREW, PAN HEAD .TORNILLO DE CABEZA CRUZADA	2				
41	703-48129-00	.SCREW 3 .TORNILLO 3	2				
42	703-44189-30	.SCREW .TORNILLO	3				
43	95380-06600	.NUT, HEXAGON .TUERCA	3				
44	703-48293-10	.SPACER, REMOTE CONTROL .ESPACIADOR	1				SINGLE SINGLE
45	701-48287-00	.WASHER .ARANDELA	3				
46	703-48215-10	.GRAPHIC .CALCOMANIA 1	1				
47	6X3-44191-00	.INDICATOR, SHIFT .INDICADOR DE CAMBIOS	1				
48	703-82510-44	.MAIN SWITCH ASSY .CONJUNTO DE LLAVE IGNICION	1				
49	703-82577-00	..CAP, KEY ..TAPA	1				
50	6K1-82532-00	..CAP ..TAPA	1				
51	703-82531-00	.WIRE, LEAD (L70) .CABLE CONDUCTOR (L70)	1				
52	688-82575-01	.ENGINE STOP SWITCH ASSY .INTERRUPTOR DE PARADA COMPL	1				
53	682-82556-00	..LANYARD, STOP SWITCH ..CORDON DE INTERRUPTOR PARADA	1				
54	688-8258A-20	.EXTENSION, WIRE HARNESS (4.9M) .EXTENSION, ARNES DE CABLES (4.	1				(10P) (10P)

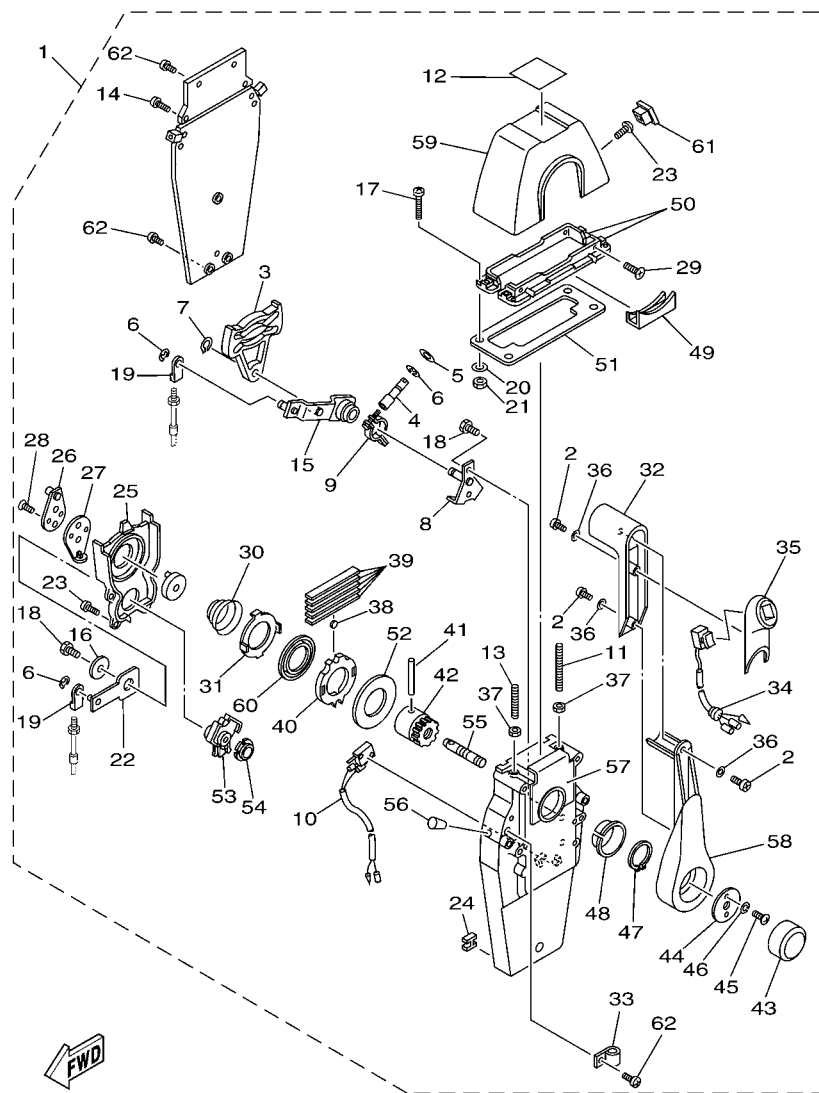
FIG. 42 REMOTE CONTROL ASSY 1 CONTROL REMOTO COMPL 1



63PD370-P330

REF. NO.	PART NO. CODIGO Nº	DESCRIPTION DESCRIPCION	6DA3	6DB3	REMARKS OBSERVACIONES
55	703-82540-00	.NEUTRAL SWITCH ASSY .INTERRUPTOR NEUTRAL COMPL	1		
56	703-83383-11	.BUZZER .ZUMBADOR	1		
57	703-82563-20	.TRIM & TILT SWITCH ASSY .INTERRUPTOR DE INCLINACION	1		WITH PT/T SW. WITH PT/T SW.
58	703-48284-10	.GROMMET .TAPON	1		
59	703-82591-00	.BAND .BANDA	1		
60	703-82592-00	.BAND .BANDA	1		
61	703-48153-00	.SHAFT, FREE ACCEL. .EJE	1		

FIG. 43 REMOTE CONTROL ASSY 2 CONTROL REMOTO COMPL 2

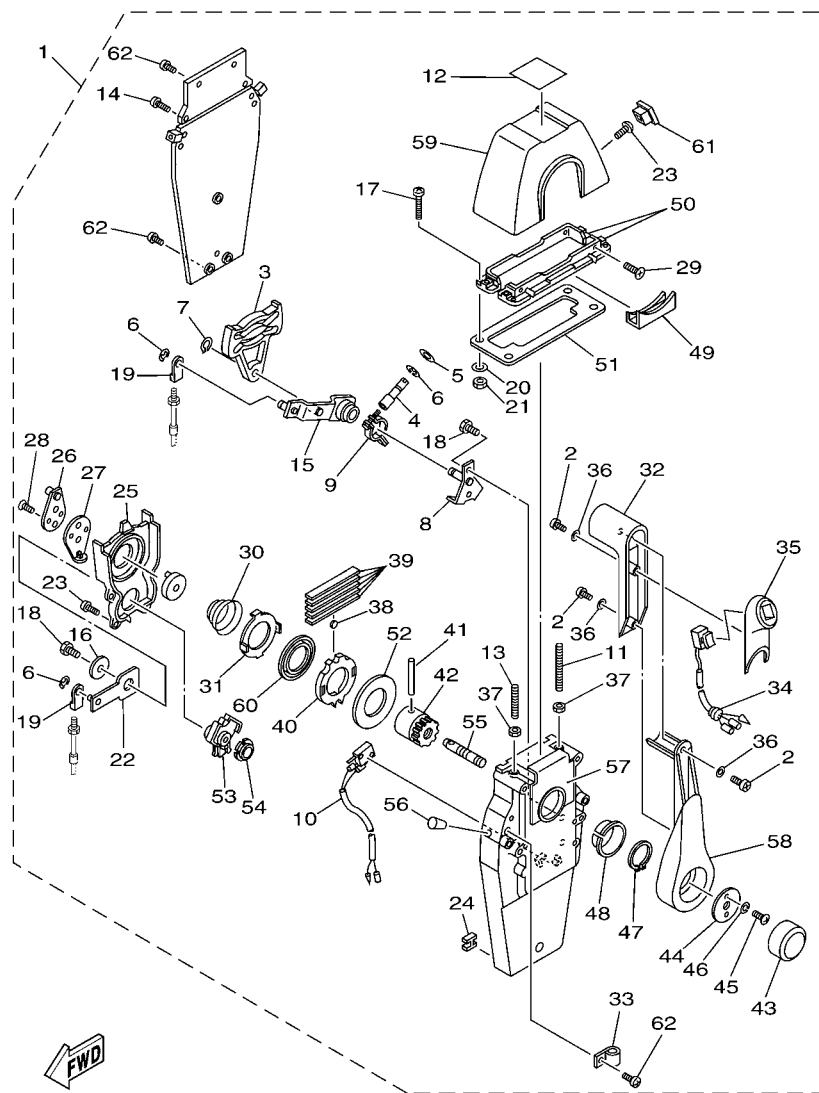


6C23100-F340

REF. NO.	PART NO. CODIGO Nº	DESCRIPTION DESCRIPCION	6DA3	6DB3	REMARKS OBSERVACIONES
1	704-48205-P1	REMOTE CONTROL ASSY (RIGHT) REMOTO CONTROL COMPL (RECTO)	1		AP FOR CAR AP FOR CAR
2	704-48129-00	.SCREW 3 .TORNILLO 3	3		
3	EL8-48251-00	.PLATE, CAM .PLACA, LEVA	1		
4	704-48265-00	.SHAFT, FRICTION .EJE FRICCION	1		
5	701-48246-00	.SPACER .ESPACIADOR	1		
6	93430-06024	.CIRCLIP .SEGURO	4		
7	EL8-48259-00	.CIRCLIP 1 .SEGURO	1		
8	704-48262-00	.SHAFT, THROTTLE .EJE DE ACELERADOR	1		
9	704-48264-00	.THROTTLE, FRICTION .FRICCION DE ACELERADOR	1		
10	704-82540-20	.NEUTRAL SWITCH ASSY .INTERRUPTOR NEUTRAL COMPL	1		
11	EL8-48281-00	.SCREW .TORNILLO 1	1		
12	704-48215-21	.GRAPHIC .CALCOMANIA 1	1		
13	704-48281-00	.SCREW .TORNILLO 1	1		
14	97890-05025	.SCREW, PAN HEAD .TORNILLO	2		
15	704-48261-00	.ARM, THROTTLE .BRAZO ACELERADOR	1		
16	EL8-48191-00	.WASHER 1 .ARANDELA	1		
17	704-48283-00	.SCREW .TORNILLO 3	4		
18	97380-06018	.BOLT .TORNILLO HEXAGONAL	3		
19	703-48345-01	.CABLE END, REMOTE CONTROL 2 .TERMINAL CABLE DE CONTROL REMO	2		
20	704-48287-00	.WASHER .ARANDELA	4		
21	95380-05600	.NUT .TUERCA	4		
22	704-48271-00	.ARM, SHIFT .BRAZO CAMBIADOR	1		
23	EL8-48127-00	.SCREW 1 .TORNILLO 1	10		
24	703-48358-00	.ANCHOR, CABLE .ABRAZADERA CABLE	1		
25	704-48231-00	.HOUSING, GEAR .CAJA, ENGRANAJE	1		
26	EL8-48241-00	.ARM, DRIVE .BRAZO, MANDO	1		
27	EL8-48254-00	.STOPPER, THROTTLE ADJUSTING .TAPON	1		



FIG. 43 REMOTE CONTROL ASSY 2 CONTROL REMOTO COMPL 2

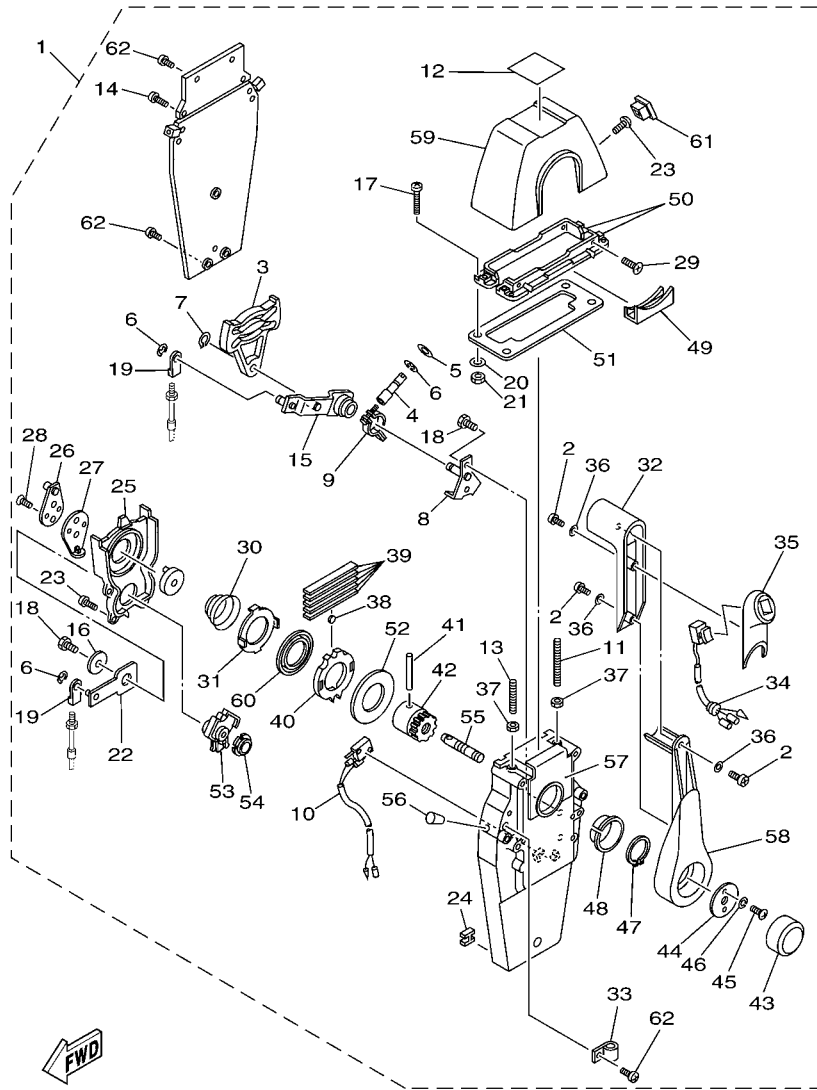


6C23100-F340

REF. NO.	PART NO. CODIGO Nº	DESCRIPTION DESCRIPCION	6DA3	6DB3	REMARKS OBSERVACIONES
28	92780-06020	.SCREW, FLAT HEAD .TORNILLO CABEZA PLANA	2		
29	98780-05018	.SCREW, FLAT HEAD .TORNILLO CABEZA PLANA	4		
30	EL8-48244-00	.SPRING, FREE ACCEL. .RESORTE ACELERADOR LIBRE	1		
31	EL8-48245-00	.PLATE, LOCK .PLACA CERRADURA	1		
32	704-48222-P0	.GRIP, CONTROL LEVER .MANGO DE PALANCA CONTROL	1		
33	704-82594-00	.CLAMP .GRAMPA	1		
34	704-82563-41	.TRIM & TILT SWITCH ASSY .INTERRUPTOR DE INCLINACION	1		
35	704-48229-P1	.GRIP, CONTROL LEVER .MANGO DE PALANCA CONTROL 2	1		
36	92990-05300	.WASHER, INTERNAL TOOTH .ARANDELA PLANA	3		
37	95380-06600	.NUT, HEXAGON .TUERCA	2		
38	701-48248-00	.ROLLER, FREE ACCEL. .RODILLO ACELERADOR LIBRE	1		
39	704-48238-00	.SPRING, DETENT .RESORTE	5		
40	704-48232-P1	.GEAR .ENGRANAJE 1	1		
41	EL8-48164-00	.PIN 2 .PASADOR 2	1		
42	704-48242-10	.SHAFT, DRIVE .EJE, PROPULSION	1		
43	6X3-48225-20	.COVER .CUBIERTA	1		
44	704-48192-00	.WASHER 2 .RONDANA 2	1		
45	97890-06018	.SCREW, PAN HEAD .TORNILLO	2		
46	92990-06300	.WASHER, INTERNAL TOOTH .ARANDELA PLANA	2		
47	EL8-48279-00	.CIRCLIP 2 .SEGURO2	1		
48	704-48234-00	.BUSHING 1 .BUJE	1		
49	704-48219-P0	.COVER, LEAD .CUBIERTA	1		
50	704-48144-10	.PLATE, STOPPER 2 .PLACA, RETEN 2	2		
51	704-48176-00	.GROMMET .TOPON	1		
52	704-48192-P0	.WASHER 2 .RONDANA 2	1		
53	704-48233-00	.GEAR 2 .ENGRANAJE 2	1		
54	704-48235-00	.BUSHING .BUJE	1		

**FIG. 43 REMOTE CONTROL ASSY 2**

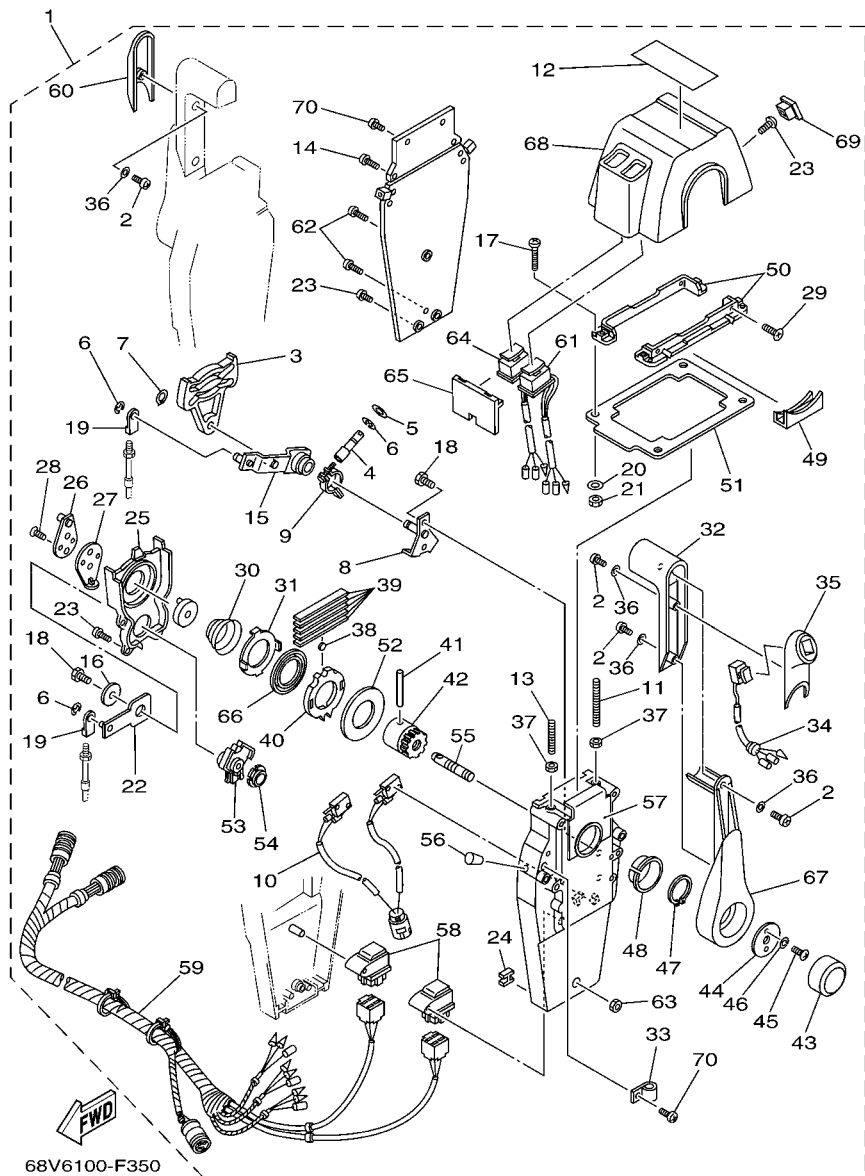
**CONTROL REMOTO COMPL 2**



6C23100-F340

REF. NO.	PART NO. CODIGO Nº	DESCRIPTION DESCRIPCION	6DA3	6DB3		REMARKS OBSERVACIONES
55	704-48153-00	.SHAFT, FREE ACCEL. .EJE	1			
56	704-48166-00	.PLUG .TAPON	1			
57	704-48284-P0	.GROMMET .TAPON	1			
58	704-48221-P0	.LEVER, CONTROL .PALANCA CONTROL	1			
59	704-48119-31	.COVER .CUBIERTA	1			
60	704-48178-10	.PLATE, SHIFT .PLACA	1			
61	704-48167-01	.PLUG .TAPON AGUJERO	1			
62	97890-05016	.SCREW, PAN HEAD .TORNILLO	3			

FIG. 44 REMOTE CONTROL ASSY 3 CONTROL REMOTO COMPL 3



REF. NO.	PART NO. CODIGO Nº	DESCRIPTION DESCRIPCION	6DA3	6DB3	REMARKS OBSERVACIONES
1	704-48207-P1	REMOTE CONTROL ASSY REMOTO CONTROL COMPL.		1	AP WITH PT/T SW. AP WITH PT/T SW.
2	704-48129-00	.SCREW 3 .TORNILLO 3		6	
3	EL8-48251-00	.PLATE, CAM .PLACA, LEVA		2	
4	704-48265-00	.SHAFT, FRICTION .EJE FRICCION		2	
5	701-48246-00	.SPACER .ESPACIADOR		2	
6	93430-06024	.CIRCLIP .SEGURO		8	
7	EL8-48259-00	.CIRCLIP 1 .SEGURO		2	
8	704-48262-00	.SHAFT, THROTTLE .EJE DE ACELERADOR		2	
9	704-48264-00	.THROTTLE, FRICTION .FRICCION DE ACELERADOR		2	
10	704-82540-30	.NEUTRAL SWITCH ASSY .INTERRUPTOR NEUTRAL COMPL		1	
11	EL8-48281-00	.SCREW .TORNILLO 1		2	
12	704-48215-30	.GRAPHIC .CALCOMANIA 1		1	
13	704-48281-00	.SCREW .TORNILLO 1		2	
14	97890-05025	.SCREW, PAN HEAD .TORNILLO		4	
15	704-48261-00	.ARM, THROTTLE .BRAZO ACELERADOR		2	
16	EL8-48191-00	.WASHER 1 .ARANDELA		2	
17	704-48283-00	.SCREW .TORNILLO 3		4	
18	97380-06018	.BOLT .TORNILLO HEXAGONAL		6	
19	703-48345-01	.CABLE END, REMOTE CONTROL 2 .TERMINAL CABLE DE CONTROL REMO		4	
20	704-48287-00	.WASHER .ARANDELA		4	
21	95380-05600	.NUT .TUERCA		4	
22	704-48271-00	.ARM, SHIFT .BRAZO CAMBIADOR		2	
23	EL8-48127-00	.SCREW 1 .TORNILLO 1		18	
24	703-48358-00	.ANCHOR, CABLE .ABRAZADERA CABLE		2	
25	704-48231-00	.HOUSING, GEAR .CAJA, ENGRANAJE		2	
26	EL8-48241-00	.ARM, DRIVE .BRAZO, MANDO		2	
27	EL8-48254-00	.STOPPER, THROTTLE ADJUSTING .TAPON		2	

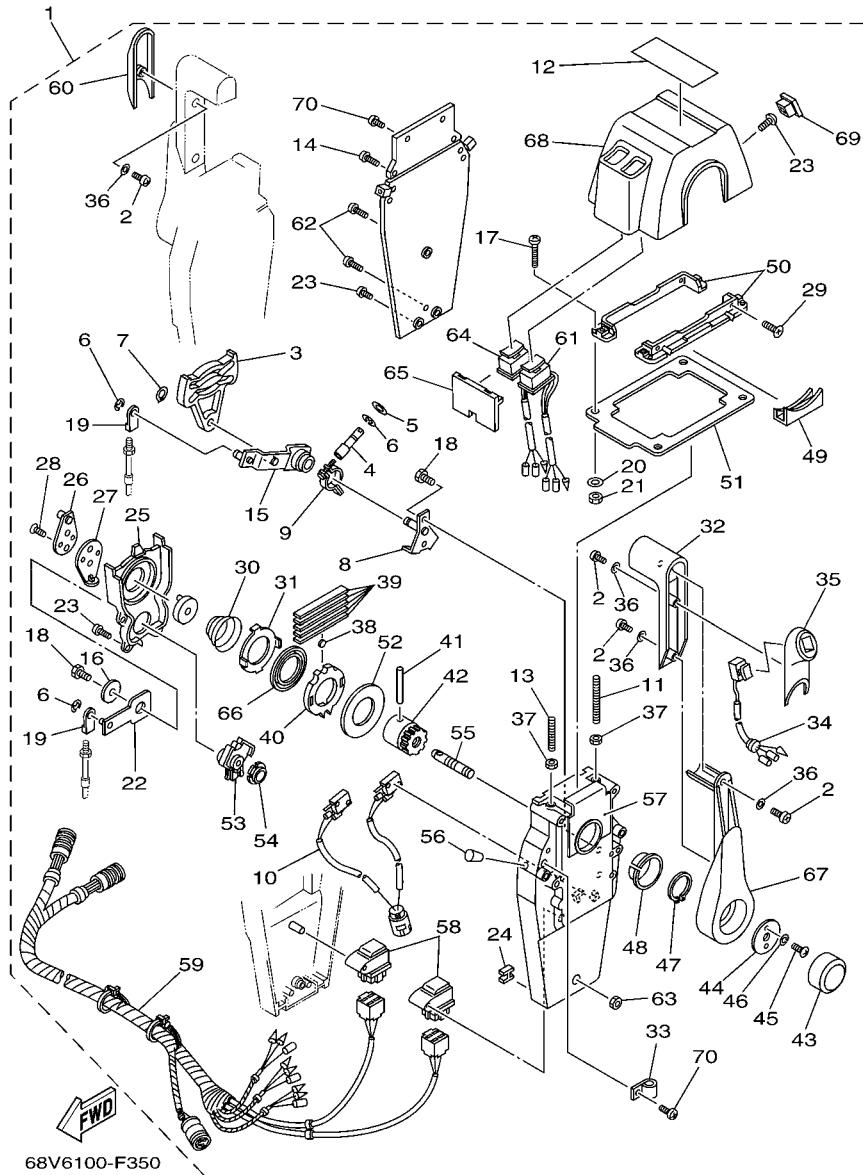


FIG. 44 REMOTE CONTROL ASSY 3 CONTROL REMOTO COMPL 3

REF. NO.	PART NO. CODIGO Nº	DESCRIPTION DESCRIPCION	6DA3	6DB3	REMARKS OBSERVACIONES
28	92780-06020	.SCREW, FLAT HEAD .TORNILLO CABEZA PLANA		4	
29	98780-05018	.SCREW, FLAT HEAD .TORNILLO CABEZA PLANA		4	
30	EL8-48244-00	.SPRING, FREE ACCEL. .RESORTE ACELERADOR LIBRE		2	
31	EL8-48245-00	.PLATE, LOCK .PLACA CERRADURA		2	
32	704-48222-P0	.GRIP, CONTROL LEVER .MANGO DE PALANCA CONTROL		2	
33	704-82594-00	.CLAMP .GRAMPA		1	
34	704-82563-51	.TRIM & TILT SWITCH ASSY .INTERRUPTOR DE INCLINACION		1	
35	704-48229-P1	.GRIP, CONTROL LEVER .MANGO DE PALANCA CONTROL 2		1	
36	92990-05300	.WASHER, INTERNAL TOOTH .ARANDELA PLANA		6	
37	95380-06600	.NUT, HEXAGON .TUERCA		4	
38	701-48248-00	.ROLLER, FREE ACCEL. .RODILLO ACELERADOR LIBRE		2	
39	704-48238-00	.SPRING, DETENT .RESORTE		10	
40	704-48232-P1	.GEAR .ENGRANAJE 1		2	
41	EL8-48164-00	.PIN 2 .PASADOR 2		2	
42	704-48242-10	.SHAFT, DRIVE .EJE, PROPULSION		2	
43	6X3-48225-20	.COVER .CUBIERTA		2	
44	704-48192-00	.WASHER 2 .RONDANA 2		2	
45	97890-06018	.SCREW, PAN HEAD .TORNILLO		4	
46	92990-06300	.WASHER, INTERNAL TOOTH .ARANDELA PLANA		4	
47	EL8-48279-00	.CIRCLIP 2 .SEGURO2		2	
48	704-48234-00	.BUSHING 1 .BUJE		2	
49	704-48219-P0	.COVER, LEAD .CUBIERTA		2	
50	704-48144-20	.PLATE, STOPPER 2 .PLACA, RETEN 2		2	
51	704-48176-10	.GROMMET .TOPON		1	
52	704-48192-P0	.WASHER 2 .RONDANA 2		2	
53	704-48233-00	.GEAR 2 .ENGRANAJE 2		2	
54	704-48235-00	.BUSHING .BUJE		2	

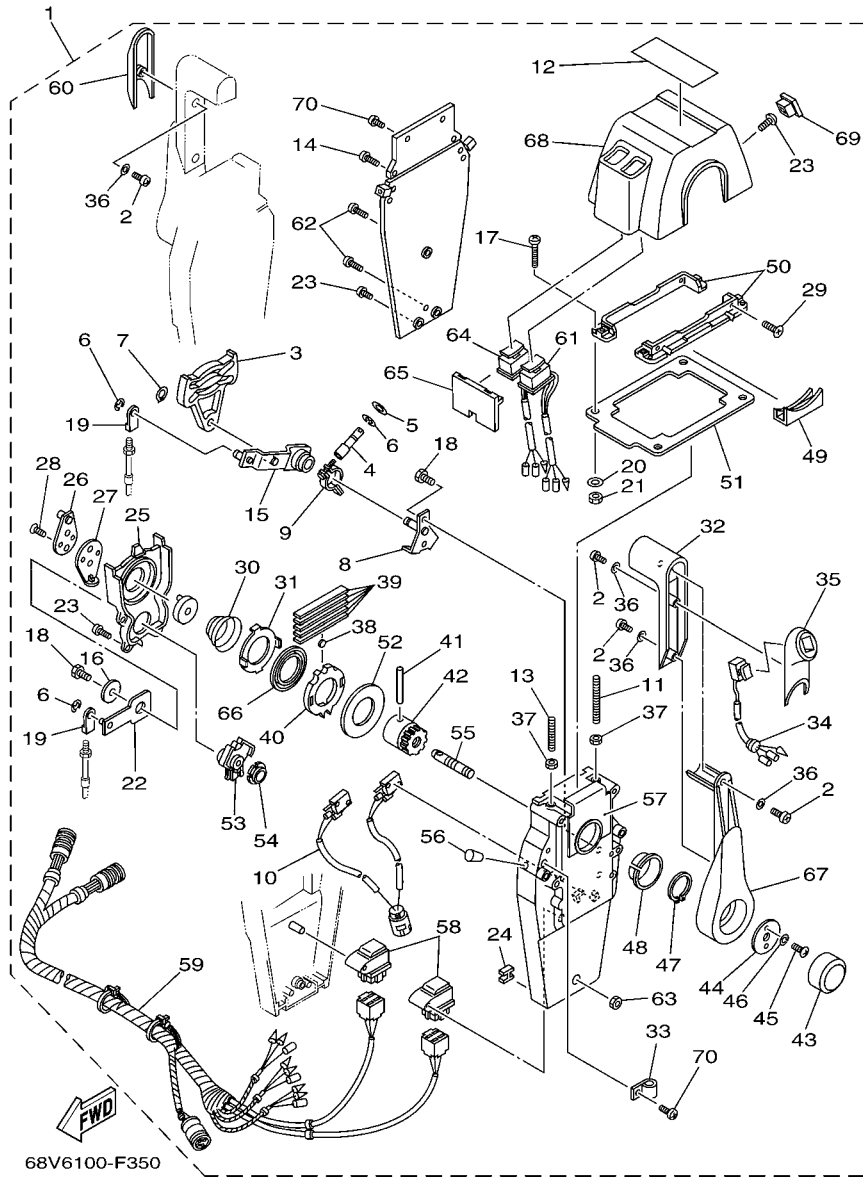
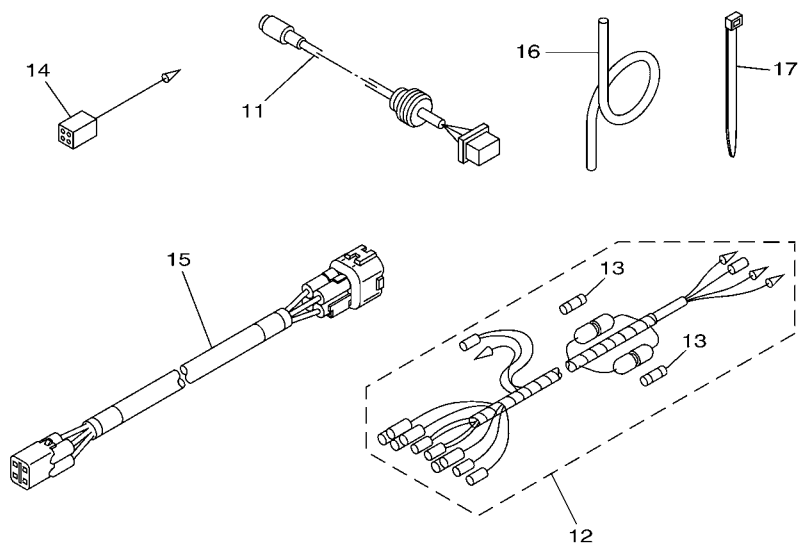
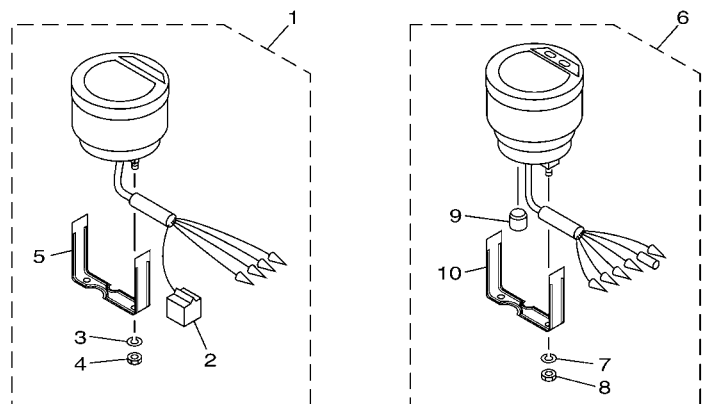


FIG. 44 REMOTE CONTROL ASSY 3 CONTROL REMOTO COMPL 3

REF. NO.	PART NO. CODIGO Nº	DESCRIPTION DESCRIPCION	6DA3	6DB3	REMARKS OBSERVACIONES
55	704-48153-00	.SHAFT, FREE ACCEL. .EJE		2	
56	704-48166-00	.PLUG .TAPON		2	
57	704-48284-P0	.GROMMET .TAPON		2	
58	704-81950-10	.RELAY ASSY .RELE COMPLETO		2	
59	704-82590-10	.WIRE HARNESS ASSY .CONJUNTO DE CABLES		1	
60	704-48229-R0	.GRIP, CONTROL LEVER .MANGO DE PALANCA CONTROL 2		1	
61	704-82563-H1	.TRIM & TILT SWITCH ASSY .INTERRUPTOR DE INCLINACION		1	
62	704-48128-00	.SCREW 2 .TORNILLO 2		3	
63	704-48156-00	.NUT 1 .TUERCA 1		1	
64	704-82563-J1	.TRIM & TILT SWITCH ASSY .INTERRUPTOR DE INCLINACION		1	
65	704-48285-10	.GROMMET 2 .TAPON 2		1	
66	704-48178-00	.PLATE, SHIFT .PLACA		2	
67	704-48221-P0	.LEVER, CONTROL .PALANCA CONTROL		2	
68	704-48119-41	.COVER .CUBIERTA		1	
69	704-48167-11	.PLUG .TAPON AGUJERO		1	
70	97890-05016	.SCREW, PAN HEAD .TORNILLO		5	

FIG. 45 METER 1

MEDIDOR 1

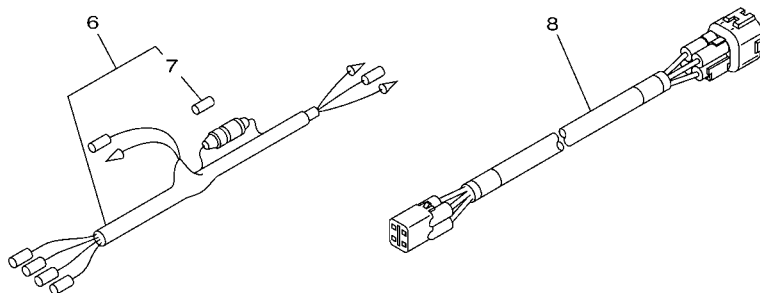
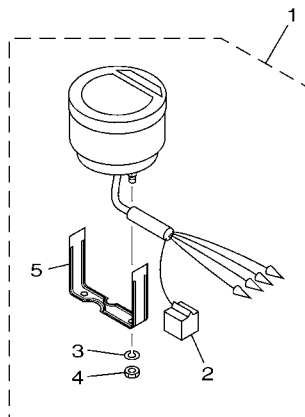


6C14100-G370

REF. NO.	PART NO. CODIGO Nº	DESCRIPTION DESCRIPCION	6DA3	6DB3	REMARKS OBSERVACIONES
1	6Y5-8350T-91	DIGITAL TACHOMETER ASSY TACOMETRO DIGGITAL COMPLETO	1		AP EXCEPT FOR CAR AP EXCEPT FOR CAR
2	9E450-04533	.CONNECTOR .CONECTOR	1		F-4-W F-4-W
3	92990-04100	.WASHER, SPRING .ARANDELA PLANA	2		
4	95380-04600	.NUT .TUERCA	2		
5	6Y5-8355X-T1	.BRACKET, METER 1 .SOSTEN	1		
6	6Y5-83570-S6	SPEEDOMETER ASSY VELOCIMETRO COMPLETO	1		AP EXCEPT FOR CAR AP EXCEPT FOR CAR
7	92990-04100	.WASHER, SPRING .ARANDELA PLANA	2		
8	95380-04600	.NUT .TUERCA	2		
9	6Y5-83533-T2	.GROMMET .ANILLO PROTECTOR	1		
10	6Y5-8355X-T1	.BRACKET, METER 1 .SOSTEN	1		
11	6Y5-87122-S0	CORD ASSY 1 CABLE COMPLETA 1	1		AP EXCEPT FOR CAR AP EXCEPT FOR CAR
12	6Y5-83553-M0	WIRE, LEAD (L=2.5M) CABLE CONDUCTOR (L=2.5M)	1		AP EXCEPT FOR CAR AP EXCEPT FOR CAR
13	1E6-82151-00	.FUSE (10A) .FUSIBLE (10A)	2		
14	6Y5-82117-00	WIRE, LEAD (BLACK) (L300) CABLE, CONDUCTOR (NEGRO)	1		AP EXCEPT FOR CAR AP EXCEPT FOR CAR
15	6Y5-83653-30	WIRE, LEAD (L=8.0M) CABLE CONDUCTOR (L=8.0M)	1		AP EXCEPT FOR CAR AP EXCEPT FOR CAR
16	6Y5-83557-10	TUBE (8M) TUBO (8M)	1		AP EXCEPT FOR CAR AP EXCEPT FOR CAR
17	90465-11M10	CLAMP BRIDA	2		AP EXCEPT FOR CAR AP EXCEPT FOR CAR

FIG. 46 METER 2

MEDIDOR 2

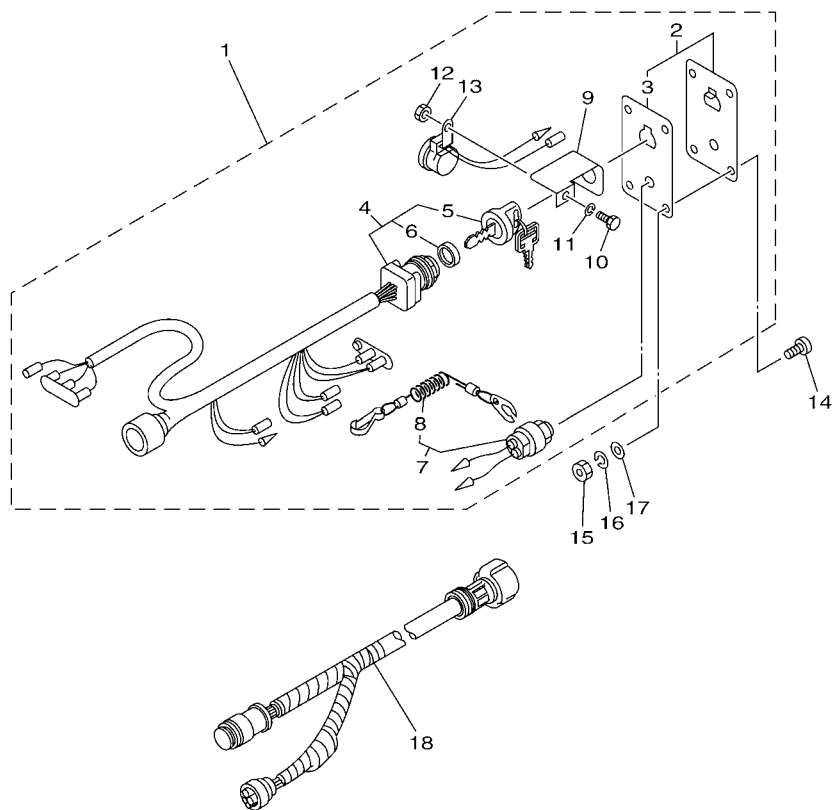


6BM8200-P390

REF. NO.	PART NO. CODIGO Nº	DESCRIPTION DESCRIPCION	6DA3	6DB3	REMARKS OBSERVACIONES
1	6Y5-8350T-91	DIGITAL TACHOMETER ASSY TACOMETRO DIGGITAL COMPLETO		1	AP EXCEPT FOR CAR AP EXCEPT FOR CAR
2	9E450-04533	.CONNECTOR .CONECTOR		1	F-4-W F-4-W
3	92990-04100	.WASHER, SPRING .ARANDELA PLANA		2	
4	95380-04600	.NUT .TUERCA		2	
5	6Y5-8355X-T1	.BRACKET, METER 1 .SOSTEN		1	
6	6Y5-83553-00	WIRE, LEAD (L=2.5M) CABLE CONDUCTOR (L=2.5M)		1	AP EXCEPT FOR CAR AP EXCEPT FOR CAR
7	1E6-82151-00	.FUSE (10A) .FUSIBLE (10A)		1	
8	6Y5-83653-40	WIRE, LEAD (L=9.0M) CABLE CONDUCTOR (L=9.0M)		1	AP EXCEPT FOR CAR AP EXCEPT FOR CAR
-----					
-----					
-----					
-----					
-----					

FIG. 47 SWITCH & PANEL 1

PANEL DE INTERRUPTOR 1



REF. NO.	PART NO. CODIGO Nº	DESCRIPTION DESCRIPCION	6DA3	6DB3		REMARKS OBSERVACIONES
1	6R5-82570-06	PANEL SWITCH ASSY INTERRUPTOR DE PANEL COMPL.	1			AP FOR CAR AP FOR CAR
2	704-82571-02	.PANEL, SWITCH .PANEL DE INTERRUPTOR	1			
3	6R5-82588-01	..PLATE ..PLACA	1			
4	6R5-82510-03	.MAIN SWITCH ASSY .CONJUNTO DE LLAVE IGNICION	1			
5	676-82577-01	..CAP, KEY ..TAPA	1			
6	703-82532-00	..CAP ..TAPA	1			
7	688-82575-01	.ENGINE STOP SWITCH ASSY .INTERRUPTOR DE PARADA COMPL	1			
8	682-82556-00	..LANYARD, STOP SWITCH ..CORDON DE INTERRUPTOR PARADA	1			
9	64D-82581-00	.STAY, CORD CLAMP .SOPORTE DE GRAMPA DE CABLE	1			
10	97303-05012	.BOLT .TORNILLO	1			
11	92903-05100	.WASHER, SPRING .RONDANA SENCILLA	1			
12	95303-05700	.NUT .TUERCA	1			
13	6R5-83383-00	.BUZZER .ZUMBADOR	1			
14	90149-05M05	SCREW TORNILLO DE REGLAJE	4			AP FOR CAR AP FOR CAR
15	95303-05600	NUT TUERCA	4			AP FOR CAR AP FOR CAR AP FOR CAR
16	92903-05100	WASHER, SPRING RONDANA SENCILLA	4			AP FOR CAR AP FOR CAR AP FOR CAR
17	92903-05600	WASHER, PLATE RONDANA SENCILLA	4			AP FOR CAR AP FOR CAR AP FOR CAR
18	6K1-8258A-40	EXTENSION, WIRE HARNESS (8M) EXTENSION, ARNES DE CABLES (8M)	1			AP FOR CAR (10P) AP FOR CAR (10P)

  
6BM4200-L370



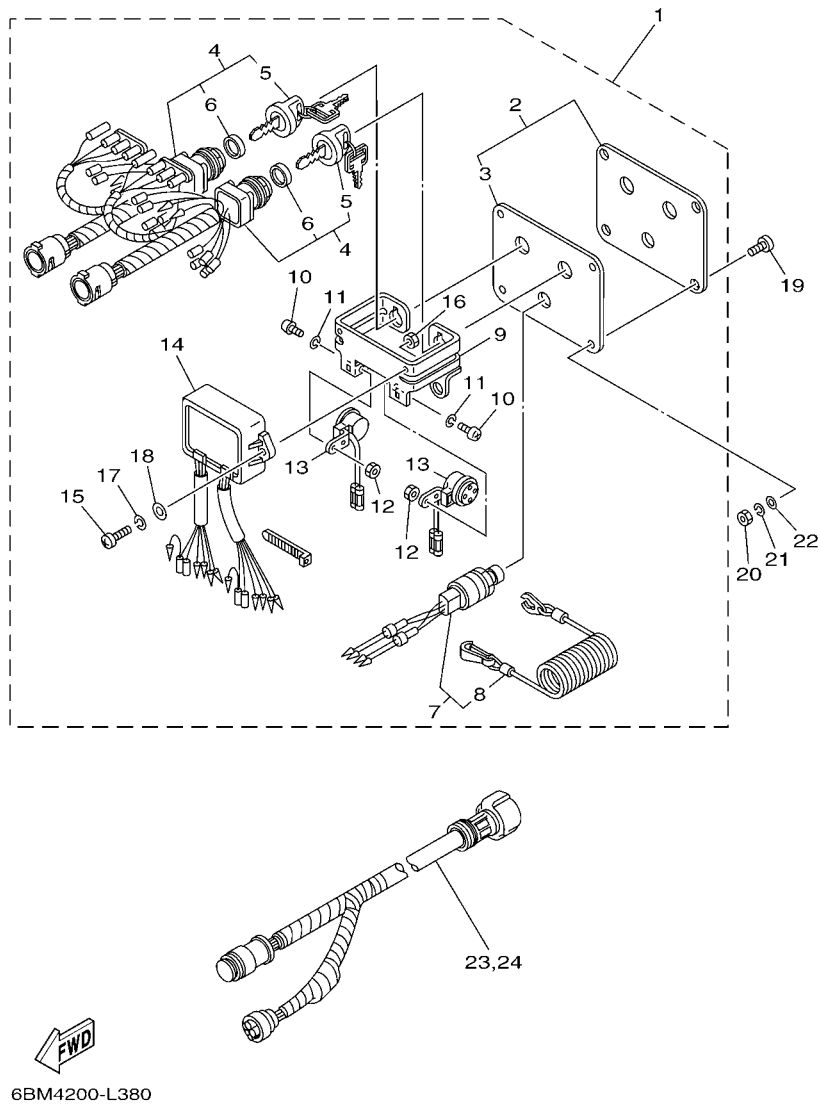
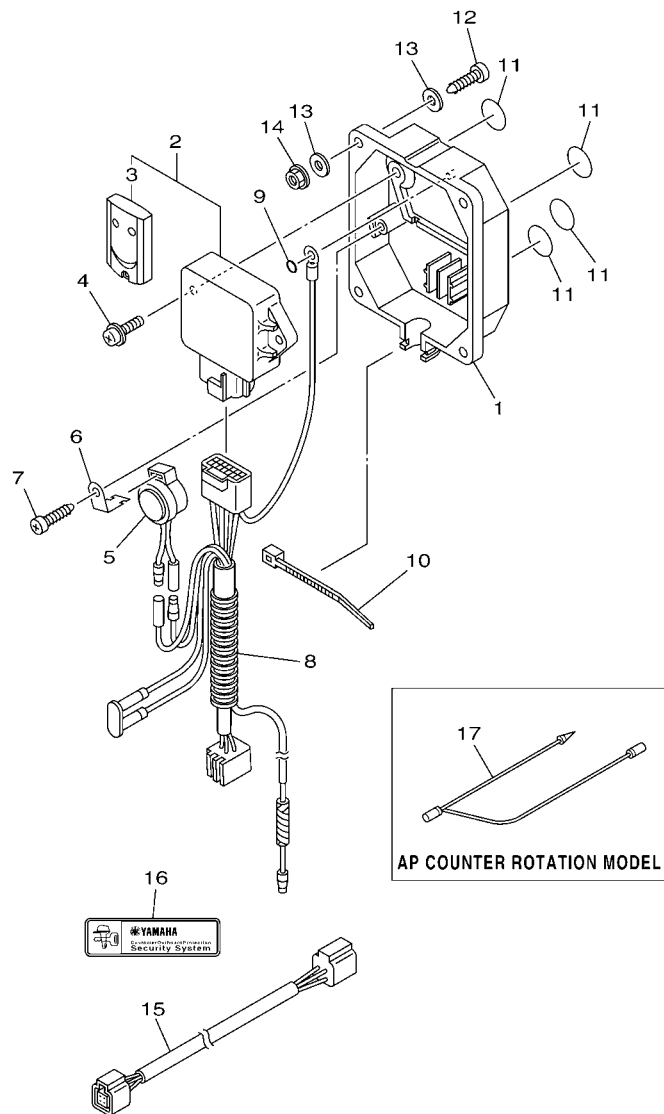


FIG. 48 SWITCH & PANEL 2

PANEL DE INTERRUPTOR 2

REF. NO.	PART NO. CODIGO Nº	DESCRIPTION DESCRIPCION	6DA3	6DB3	REMARKS OBSERVACIONES
1	61B-82570-06	PANEL SWITCH ASSY INTERRUPTOR DE PANEL COMPL.		1	AP EXCEPT FOR CAR AP EXCEPT FOR CAR
2	6K1-82571-02	.PLATE, PANEL SWITCH .PANEL DE INTERRUPTOR		1	
3	61B-82588-01	..PLATE ..PLACA		1	
4	61B-82510-02	.MAIN SWITCH ASSY .CONJUNTO DE LLAVE IGNICION		2	
5	676-82577-01	..CAP, KEY ..TAPA		1	
6	703-82532-00	..CAP ..TAPA		1	
7	6K1-82575-01	.ENGINE STOP SWITCH ASSY .INTERRUPTOR DE PARADA COMPL		1	
8	682-82556-00	..LANYARD, STOP SWITCH ..CORDON DE INTERRUPTOR PARADA		1	
9	6K1-83614-01	.BRACKET .SOPORTE		1	
10	98980-05010	.SCREW, BIND .TORNILLO DE LIGAR		2	
11	92990-05100	.WASHER, SPRING .ARANDELA PLANA		2	
12	95380-05600	.NUT .TUERCA		2	
13	6R5-83383-00	.BUZZER .ZUMBADOR		2	
14	61B-85830-01	.CONTROL UNIT ASSY .UNIDAD CONTROL		1	
15	98980-06020	.SCREW, BIND .TORNILLO DE LIGAR		2	
16	95380-06600	.NUT, HEXAGON .TUERCA		2	
17	92990-06100	.WASHER, SPRING .ARANDELA PLANA		2	
18	92990-06600	.WASHER, PLATE .ARANDELA PLANA		2	
19	90149-05M05	SCREW TORNILLO DE REGLAJE		4	AP EXCEPT FOR CAR AP EXCEPT FOR CAR
20	95380-05600	NUT TUERCA		4	AP EXCEPT FOR CAR AP EXCEPT FOR CAR
21	92990-05100	WASHER, SPRING ARANDELA PLANA		4	AP EXCEPT FOR CAR AP EXCEPT FOR CAR
22	92990-05600	WASHER, PLATE ARANDELA PLANA		4	AP EXCEPT FOR CAR AP EXCEPT FOR CAR
23	6K1-8258A-40	EXTENSION, WIRE HARNESS (8M) EXTENSION, ARNES DE CABLES (8M)		1	AP EXCEPT FOR CAR AP EXCEPT FOR CAR
24	61B-8258A-01	EXTENSION, WIRE HARNESS (9.5M) EXTENSION, ARNES DE CABLES(9.5		1	AP EXCEPT FOR CAR AP EXCEPT FOR CAR



63P9100-L320

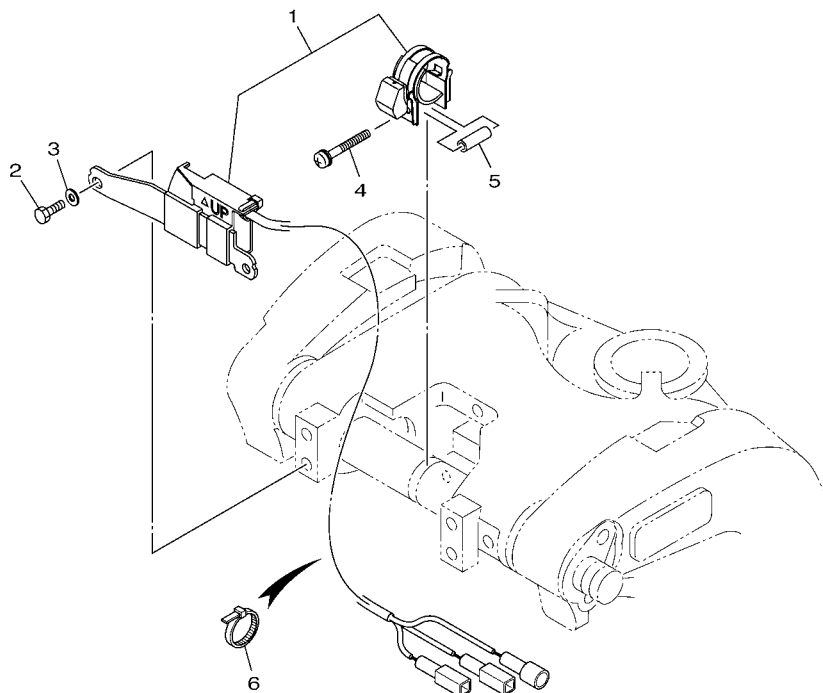
FIG. 49 OPTIONAL PARTS 1

PARTES OPCIONALES 1

REF. NO.	PART NO. CODIGO Nº	DESCRIPTION DESCRIPCION	6DA3	6DB3	REMARKS OBSERVACIONES
1	6Y8-86267-00	CASE COMPLETE 1 CAJA COMPLETA 1	1		FOR CAR FOR CAR
2	6Y8-86260-12	REMOTE CONTROL UNIT ASSY UNIDAD DE CONTROL REMOTO COMPL	1		FOR CAR FOR CAR
3	6AA-86261-22	.XMTR. COMP. .XMTR. COMP.	2		
4	97980-06216	SCREW, WITH WASHER TORNILLO, CON ARANDELA	2		FOR CAR FOR CAR
5	6X4-83383-00	BUZZER ZUMBADOR	1		FOR CAR FOR CAR
6	6X4-83386-00	STAY, BUZZER TIRANTE DE ZUMBADOR	1		FOR CAR FOR CAR
7	97780-60620	SCREW, TAPPING TORNILLO DE CABEZA DE CONO ACH	1		FOR CAR FOR CAR
8	6Y8-82509-10	WIRE, SUB LEAD CABLE SUBCONDUCTOR	1		FOR CAR FOR CAR
9	93210-04279	O-RING ANILLO O	1		FOR CAR FOR CAR
10	90465-11M10	CLAMP BRIDA	1		FOR CAR FOR CAR
11	6Y8-8454G-00	PATCH 1 PARCHE 1	4		FOR CAR FOR CAR
12	90167-06M00	SCREW, TAPPING TORNILLO DE ROSCA HEMBRA	4		UR FOR CAR UR FOR CAR
	97880-06035	SCREW, PAN HEAD TORNILLO DE CABEZA CON PLANA	4		UR FOR CAR UR FOR CAR
13	90201-06M30	WASHER, PLATE ARANDELA PLANA	8		FOR CAR FOR CAR
14	95780-06300	NUT, FLANGE TUERCA	4		FOR CAR FOR CAR
15	6Y8-82521-11	2FT PIGTAIL BUS CABLE CONDUCTOR	1		FOR CAR FOR CAR
16	6Y8-48277-00	STICKER 1 ETIQUETTE 1	4		FOR CAR FOR CAR
17	6H5-81315-00	LEAD WIRE ASSY CABLE CONDUCTOR COMPLETO		1	FOR CAR FOR CAR

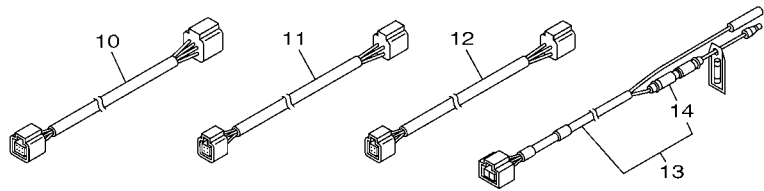
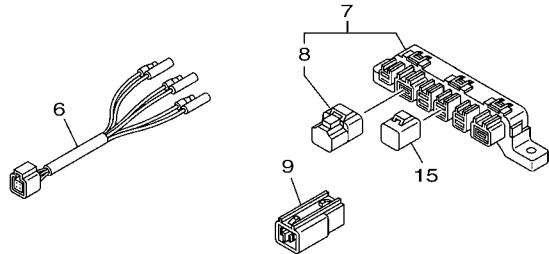
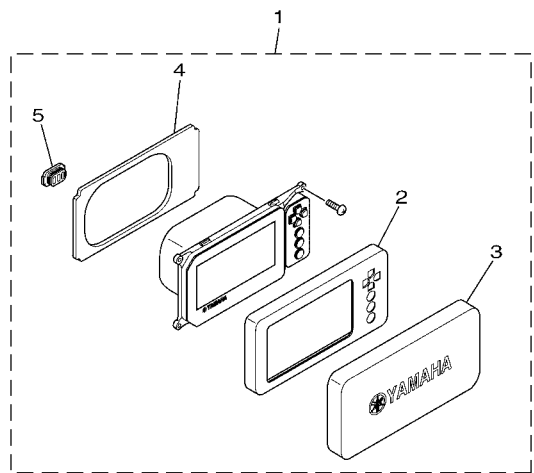
FIG. 50 OPTIONAL PARTS 2

PARTES OPCIONALES 2



REF. NO.	PART NO. CODIGO Nº	DESCRIPTION DESCRIPCION	6DA3	6DB3		REMARKS OBSERVACIONES
1	63P-825E0-01	TILT LIMIT SWITCH ASSY INTERRUPTOR DE LIMITE	1	1		
2	97095-06016	BOLT PERNO	2	2		
3	92995-06600	WASHER ARANDELA	2	2		
4	90159-05059	SCREW, WITH WASHER TORNILLO CON VALONA	1	1		
5	90387-05004	COLLAR ESPACIADOR	1	1		
6	90465-11M10	CLAMP BRIDA	5	5		
-----						
-----						
-----						
-----						
-----						
-----						
-----						
-----						
-----						

  
68VB110-L300



63PD370-P340

FIG. 51 OPTIONAL PARTS 3

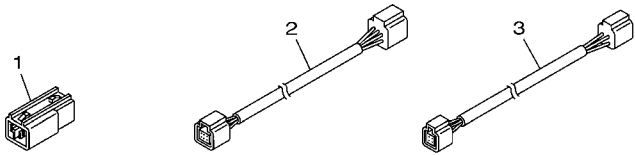
PARTES OPCIONALES 3

REF. NO.	PART NO. CODIGO Nº	DESCRIPTION DESCRIPCION	6DA3	6DB3		REMARKS OBSERVACIONES
1	6YC-83710-00	MULTI DISPLAY ASSY METRO DE INDICACION PLURAL	1			FOR CAR FOR CAR
2	6YC-83512-00	.RING, SPEED METER .ANILLO	1			
3	6YC-87278-00	.COVER, METER .CUBIERTA DE MEDIDOR	1			
4	6YC-12223-00	.SEAL .SELLO	1			
5	6YC-82532-00	.CAP .TAPA	1			
6	6Y8-8356N-01	LEAD, FUEL TANK & GPS SENDER CABLE CONDUCTOR	1			FOR CAR FOR CAR
7	6Y8-81920-01	MULTI HUB ASSY TERMINAL COMPLETO	1			FOR CAR FOR CAR
8	6Y8-85371-01	.END OF LINE RESISTER .RESISTOR	1			
9	6Y8-81920-11	IN-LINE HUB ASSY TERMINAL COMPLETO	1			FOR CAR FOR CAR
10	6Y8-82553-31	25FT MAIN BUS CABLE	1			FOR CAR FOR CAR
11	6Y8-82521-11	2FT PIGTAIL BUS CABLE CONDUCTOR	1			FOR CAR FOR CAR
12	6Y8-82521-51	12FT PIGTAIL BUS CABLE CONDUCTOR	1			FOR CAR FOR CAR
13	6Y8-83553-01	8FT POWER WIRE CABLE CONDUCTOR	1			FOR CAR FOR CAR
14	6G1-82151-00	.FUSE (10A) .FUSIBLE (10A)	1			
15	6Y8-82582-11	CAP 1 (4PIN) CUBIERTA DE ARNES DE CABLE	2			FOR CAR FOR CAR

FIG. 52 OPTIONAL PARTS 4

PARTES OPCIONALES 4

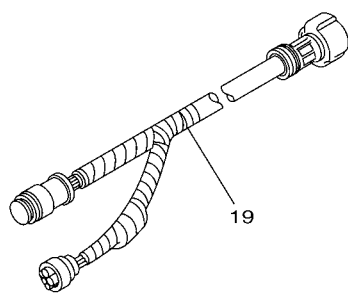
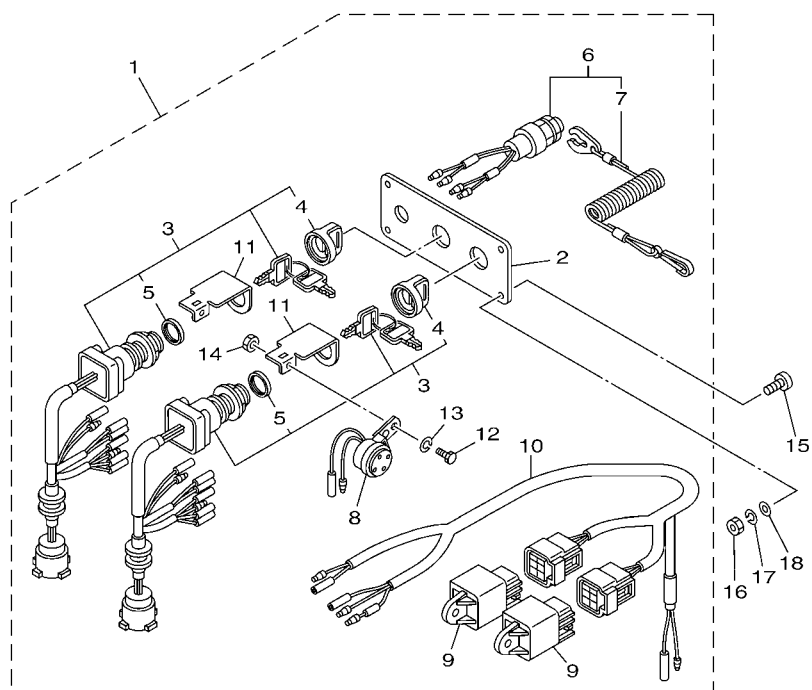
REF. NO.	PART NO. CODIGO Nº	DESCRIPTION DESCRIPCION	6DA3	6DB3		REMARKS OBSERVACIONES
1	6Y8-81920-11	IN-LINE HUB ASSY TERMINAL COMPLETO		1		FOR CAR FOR CAR
2	6Y8-82553-21	20FT MAIN BUS CABLE		1		FOR CAR FOR CAR
3	6Y8-82521-51	12FT PIGTAIL BUS CABLE CONDUCTOR		1		FOR CAR FOR CAR



63PD200-P440

FIG. 53 OPTIONAL PARTS 5

PARTES OPCIONLES 5

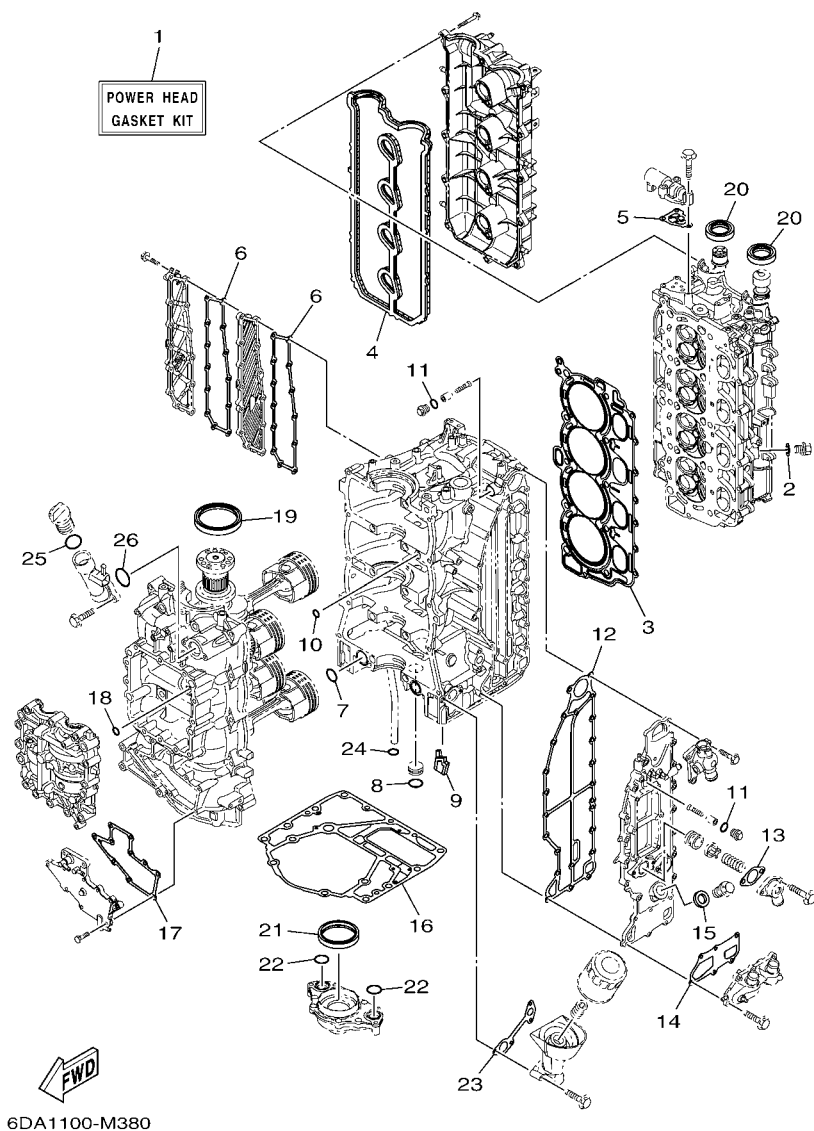


63PC200-N430

REF. NO.	PART NO. CODIGO Nº	DESCRIPTION DESCRIPCION	6DA3	6DB3	REMARKS OBSERVACIONES
1	6Y8-82570-04	PANEL SWITCH ASSY INTERRUPTOR DE PANEL COMPL.		1	FOR CAR FOR CAR
2	6Y8-82571-01	.PLATE, PANEL SWITCH .PANEL DE INTERRUPTOR		1	
3	6Y8-82510-03	.MAIN SWITCH ASSY .CONJUNTO DE LLAVE IGNICION		2	
4	676-82577-01	..CAP, KEY ..TAPA		1	
5	703-82532-00	..CAP ..TAPA		1	
6	6K1-82575-01	.ENGINE STOP SWITCH ASSY .INTERRUPTOR DE PARADA COMPL		1	
7	682-82556-00	..LANYARD, STOP SWITCH ..CORDON DE INTERRUPTOR PARADA		1	
8	6R5-83383-00	.BUZZER .ZUMBADOR		2	
9	68V-81950-00	.RELAY ASSY .RELE COMPLETO		2	
10	6Y8-82507-00	.LEAD, IGNITION SWITCH RELAY .CABLE CONDUCTOR		1	
11	64D-82581-00	.STAY, CORD CLAMP .SOPORTE DE GRAMPA DE CABLE		2	
12	97003-05012	.BOLT .PERNO		2	
13	92903-05100	.WASHER, SPRING .RONDANA SENCILLA		2	
14	95303-05700	.NUT .TUERCA		2	
15	90149-05M05	SCREW TORNILLO DE REGLAJE		4	FOR CAR FOR CAR
16	95380-05600	NUT TUERCA		4	FOR CAR FOR CAR
17	92990-05100	WASHER, SPRING ARANDELA PLANA		4	FOR CAR FOR CAR
18	92990-05600	WASHER, PLATE ARANDELA PLANA		4	FOR CAR FOR CAR
19	61B-8258A-01	EXTENSION, WIRE HARNESS (9.5M) EXTENSION, ARNES DE CABLES(9.5		1	FOR CAR (10P) FOR CAR (10P)

FIG. 54 REPAIR KIT 1

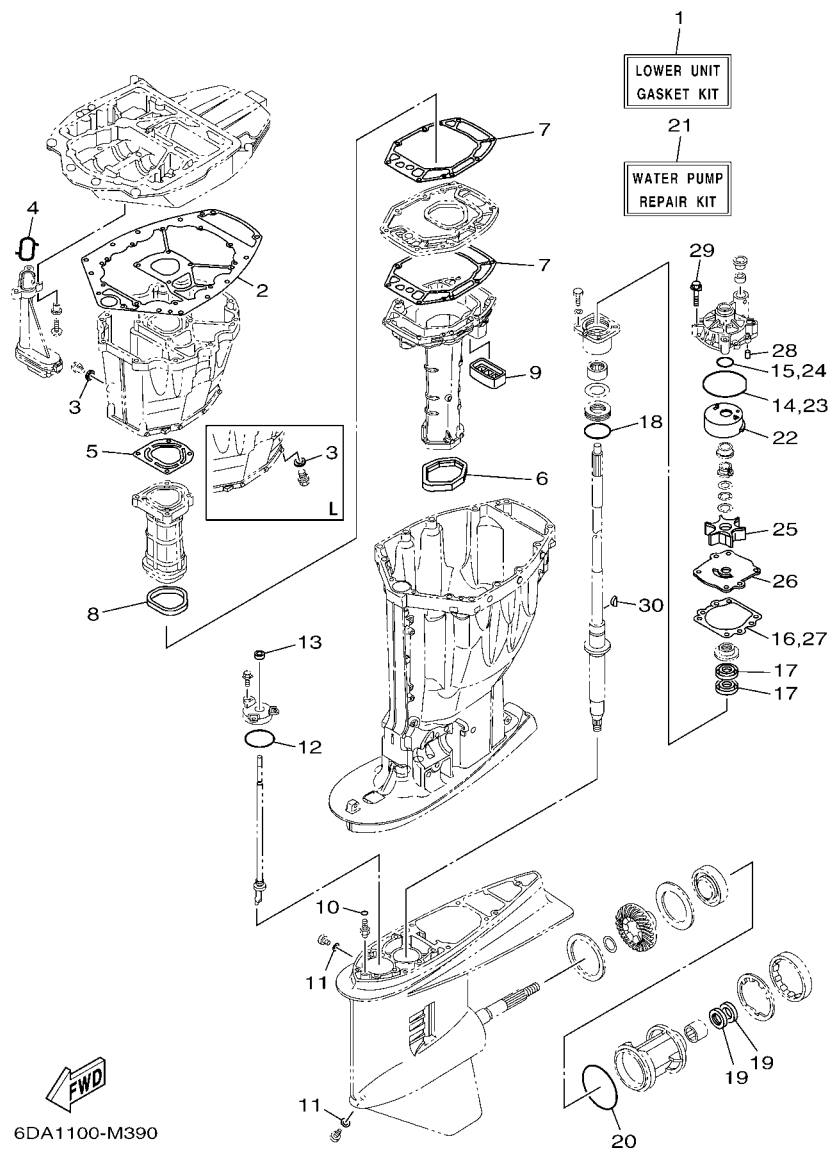
ESTUCHE REPARATION 1



REF. NO.	PART NO. CODIGO Nº	DESCRIPTION DESCRIPCION	6DA3	6DB3	REMARKS OBSERVACIONES
1	6DA-W0001-01	POWER HEAD GASKET KIT JUEGO DE EMPAQUE DE MOTOR	1	1	
2	90430-14115	.GASKET .JUNTA	1	1	
3	6DA-11181-00	.GASKET, CYLINDER HEAD 1 .JUNTA, DE CULATA 1	1	1	
4	6DA-11193-00	.GASKET, HEAD COVER 1 .EMPAQUE	1	1	
5	6CB-1242F-00	.GASKET, FILTER .EMPAQUE DE FILTRO	1	1	
6	6DA-15353-00	.GASKET, DRAIN .JUNTA DE DRENAJE	2	2	
7	93210-25552	.O-RING .ANILLO O	2	2	
8	93210-25647	.O-RING .ANILLO O	1	1	
9	6DA-14664-00	.GROMMET, WATER SHUT .TAPON	1	1	
10	93210-12648	.O-RING .ANILLO O	1	1	
11	93210-13M63	.O-RING .ANILLO O	2	2	
12	6DA-41114-00	.GASKET, EXHAUST OUTER COVER .EMPAQUE	1	1	
13	60V-11382-A0	.GASKET 2 .EMPAQUE 2	1	1	
14	6DA-11381-00	.GASKET 1 .EMPAQUE 1	1	1	
15	90201-186F1	.WASHER, PLATE .ARANDELA PLANA	1	1	
16	63P-11351-02	.GASKET, CYLINDER .JUNTA, DE CILINDRO	1	1	
17	6DA-15451-00	.GASKET, CRANKCASE COVER 1 .EMPAQ DE CUBIERTA DE CARTER	1	1	
18	93210-08001	.O-RING .ANILLO O	1	1	
19	93102-85008	.OIL SEAL .SELLO ACEITE	1	1	
20	93102-38008	.OIL SEAL .SELLO ACEITE	2	2	
21	6CB-11355-00	.SEAL, CYLINDER 1 .RETEN ACEITE CILINDRO 1	1	1	
22	93210-25552	.O-RING .ANILLO O	2	2	
23	6DA-13475-00	.GASKET .EMPAQUE	1	1	
24	93210-19MJ3	.O-RING .ANILLO O	1	1	
25	93210-24M79	.O-RING .ANILLO O	1	1	
26	93210-357A3	.O-RING .ANILLO O	1	1	

FIG. 55 REPAIR KIT 2

ESTUCHE REPARATION 2



6DA1100-M390

REF. NO.	PART NO. CODIGO Nº	DESCRIPTION DESCRIPCION	6DA3	6DB3	REMARKS OBSERVACIONES
1	63P-W0001-21	LOWER UNIT GASKET KIT JUEGO DE EMPAQUE UNIDAD INFER.	1	1	
2	63P-15312-01	.GASKET, OIL PAN .EMPAQ BANDEJA DE ACEITE	1	1	
3	90430-14M09	.GASKET .JUNTA	1	1	
4	63P-13415-00	.SEAL, OIL STRAINER .SELLO COLADOR ACEITE	1	1	
5	63P-41133-A0	.GASKET, EXHAUST MANIFOLD 1 .EMPAQUE ESCAPE MULTIPLE	1	1	
6	69J-45123-00	.GASKET, MUFFLER .EMPAQUE SILENCIADOR	1	1	
7	63P-41134-A1	.GASKET, EXHAUST MANIFOLD .EMPAQUE	2	2	
8	63P-41138-00	.SEAL, EXT. 1 .SELLO, ESCAPE 1	1	1	
9	69J-45127-00	.SEAL .SELLO DE GOMA	1	1	
10	93210-07003	.O-RING .ANILLO O	2	2	
11	90430-08020	.GASKET .JUNTA	2	2	
12	93210-58144	.O-RING .ANILLO O	1	1	
13	93106-09014	.OIL SEAL .SELLO ACEITE	1	1	
14	93210-86M38	.O-RING .ANILLO O	1	1	
15	93210-37160	.O-RING .ANILLO O	1	1	
16	6E5-44315-A0	.GASKET, WATER PUMP .EMPAQUE	1	1	
17	93101-28M16	.OIL SEAL .SELLO ACEITE	2	2	
18	93210-55M14	.O-RING .ANILLO O	1	1	
19	93101-30M17	.OIL SEAL .SELLO ACEITE	2	2	
20	93210-97M55	.O-RING .ANILLO O	1	1	
21	61A-W0078-A3	WATER PUMP REPAIR KIT ESTUCHE REPARACION BOMBA AGUA	1	1	
22	61A-44322-02	.INSERT, CARTRIDGE .CARTUCHO	1	1	
23	93210-86M38	.O-RING .ANILLO O	1	1	
24	93210-37160	.O-RING .ANILLO O	1	1	
25	6E5-44352-01	.IMPELLER .IMPULSOR	1	1	
26	6G5-44323-01	.OUTER PLATE, CARTRIDGE .PLACA EXTERIOR DEL CARTUCHO	1	1	
27	6E5-44315-A0	.GASKET, WATER PUMP .EMPAQUE	1	1	



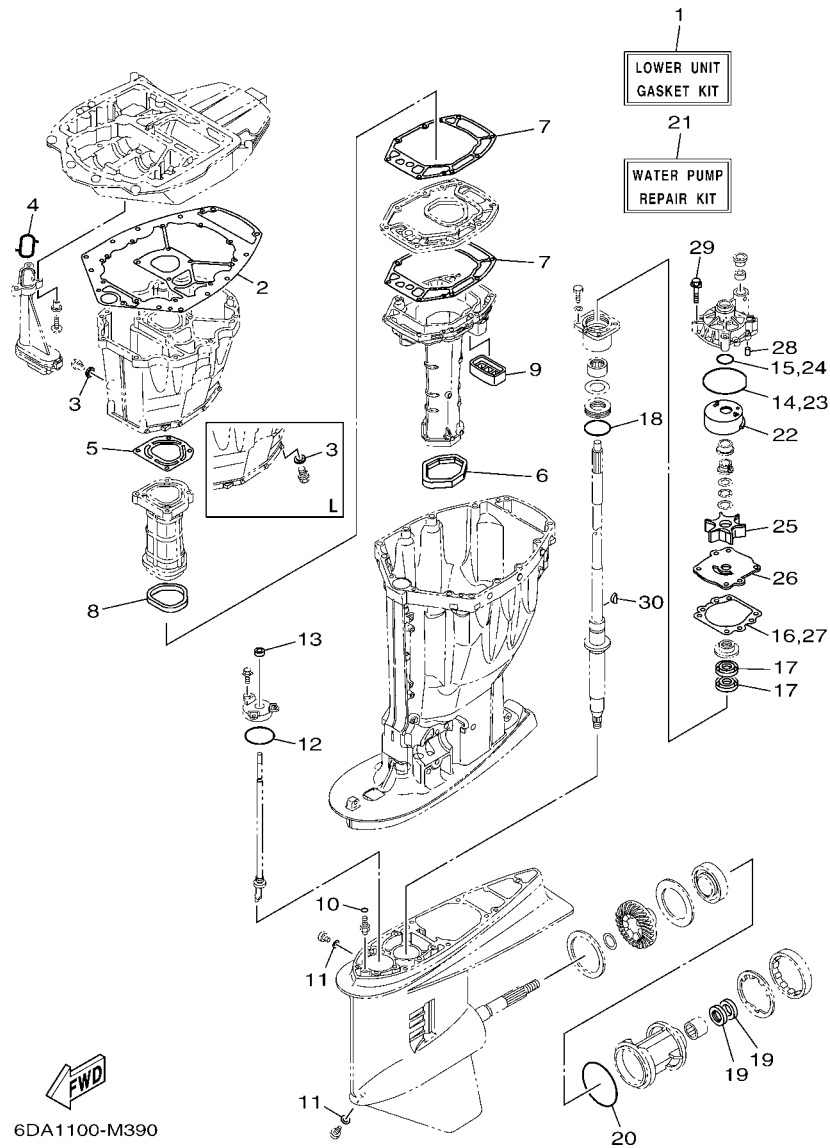


FIG. 55 REPAIR KIT 2

ESTUCHE REPARATION 2

REF. NO.	PART NO. CODIGO Nº	DESCRIPTION DESCRIPCION	6DA3	6DB3	REMARKS OBSERVACIONES
28	93606-12019	.PIN, DOWEL .PASADOR DE CLAVIJA	2	2	
29	90119-08M14	.BOLT, WITH WASHER .TORNILLO CON ARANDELA	4	4	
30	90280-04M05	.KEY, WOODRUFF .CUNA WOODRUFF	1	1	
-----					
-----					
-----					
-----					
-----					
-----					
-----					
-----					
-----					
-----					

NUMERICAL INDEX  
INDICE NUMERICO

PART NO. CODIGO N°	REF. NO.	PART NO. CODIGO N°	REF. NO.	PART NO. CODIGO N°	REF. NO.	PART NO. CODIGO N°	REF. NO.	PART NO. CODIGO N°	REF. NO.	PART NO. CODIGO N°	REF. NO.
6DA-11110-00-9S	5 - 2	6CB-11633-00	4 - 13	6DA-13160-00	10 - 6	6CB-14239-00	12 - 16	6DA-24310-00	13 - 2	63P-41131-01-9S	33 - 9
6DA-11133-10	5 - 3	6CB-11654-00	4 - 10	6DA-13161-00	10 - 7	6P2-14386-00	12 - 31	6DA-24313-00	14 - 19	63P-41133-A0	33 - 10
6DA-11181-00	5 - 17	6CB-11656-00	4 - 15	6DA-13300-00	34 - 12	6P2-1441J-00	9 - 7	6DA-24313-10	14 - 19		55 - 5
	54 - 3	6CB-11656-10	4 - 15	6DA-13329-00	34 - 13	6CB-14429-01	12 - 18	6DA-24314-00	14 - 3	63P-41134-A1	33 - 16
6DA-11191-00	5 - 22	6CB-11656-20	4 - 15	6DA-14441-00	34 - 8	6DA-14440-00	9 - 5	6DA-24314-10	14 - 3		55 - 7
6DA-11193-00	5 - 23	6DA-11998-00	27 - 21	63P-13411-00	34 - 10	6CB-1447B-00	12 - 28	6DA-24317-00	13 - 11	63P-41137-04-CA	33 - 1
	54 - 4	6DA-11999-00	27 - 23		55 - 4	6CB-14546-00	12 - 27	6DA-24317-10	13 - 11	63P-41138-00	33 - 18
6G8-11197-A0	6 - 4	6CB-12111-00	8 - 1	63P-13437-62	16 - 28	6CB-14564-00	12 - 9	6DA-24323-00	13 - 14		55 - 8
67F-11301-00	5 - 11	6CB-12113-00	8 - 4	69J-13440-03	1 - 8	63P-14567-00	12 - 20	6DA-24323-10	13 - 14	6BG-42384-00	27 - 2
69J-11301-00	6 - 18	51Y-12119-00	8 - 7		6 - 39	69J-14624-01	33 - 25	6DA-24324-00	13 - 8	6DA-42384-00	25 - 24
68T-11325-00	1 - 3	6DA-12121-00	8 - 2	6DA-13446-00	6 - 41	6DA-14664-00	3 - 17	6E5-24351-51	14 - 4	6DA-42510-00-8D	30 - 8
	6 - 5	6DA-12171-00	8 - 9	6DA-13475-00	6 - 42		54 - 9		15 - 3	6DA-42510-10-8D	30 - 8
6E5-11325-00	1 - 2	6DA-12181-00	8 - 11		54 - 23	6DA-14711-00-9S	33 - 12	6AW-24360-01	15 - 6	6DA-42541-00	27 - 8
	1 - 6	6YC-12223-00	51 - 4	63P-13490-00	3 - 33	6DA-14711-10-9S	33 - 12	6Y2-24360-60	15 - 5	6DA-42610-01	2 - 1
	3 - 8	6DA-12411-00	1 - 5	6DA-13532-00	11 - 1	6DA-1475A-00	11 - 9	6CE-24377-00	7 - 3	6DA-42613-00	2 - 3
	3 - 31		6 - 28	6DA-13545-00	11 - 16	6DA-1475F-00	11 - 11		11 - 7	6DA-42615-00	25 - 6
67F-11325-01	1 - 1	6AW-12412-00	6 - 29	68V-13546-10	11 - 18	6DA-1475G-00	11 - 14	6AW-24377-01	14 - 2	6DA-42617-00	16 - 27
	1 - 4	6DA-12413-00-9S	6 - 30	6DA-13547-00	11 - 21	6CB-14984-00	1 - 12	688-24378-00	11 - 17	6DA-4261A-01	2 - 2
	5 - 12	60H-12416-00	6 - 11	6DA-13548-00	11 - 19		12 - 30	6CE-24378-00	6 - 32	60V-42629-00	22 - 7
	6 - 19	6DA-1241B-00-9S	6 - 49	6DA-13564-00	10 - 4	6CB-14985-00	12 - 26	6E5-24378-00	13 - 10	6CB-42647-A0	2 - 5
67F-11328-00	5 - 13	6CB-1242F-00	6 - 2	6AW-13577-10	10 - 10	6CB-14989-00	11 - 13	69J-24379-00	12 - 13	6CB-42662-00	27 - 25
	6 - 20		54 - 5	6CB-13593-00	12 - 22	6DA-15109-00-9S	3 - 2	6CB-24410-00	10 - 15	6DA-42662-00	3 - 35
63P-11351-02	3 - 21	6DA-1243A-00	6 - 15		28 - 37	6DA-15311-00-CA	34 - 2	6DA-24425-00	10 - 13	6AW-42663-00	2 - 11
	54 - 16	6DA-1243E-00	6 - 31	69J-13631-00	34 - 15	63P-15311-02-CA	34 - 2	6DA-24426-00	10 - 18	6DA-42675-00	2 - 16
6CB-11355-00	34 - 16	6DA-1244H-00	6 - 33	6DA-13641-00	9 - 11	63P-15312-01	34 - 1	6CB-24452-10	12 - 17	6DA-42676-00	2 - 17
	54 - 21	6P2-12491-00	6 - 37	6DA-13645-00	9 - 13		55 - 2	4SV-24453-00	12 - 33	6DA-42677-00	2 - 18
6G5-11372-00	6 - 14	6DA-12527-00-9S	6 - 24	6DA-13646-00	9 - 12	63P-15316-00	34 - 5	6CB-24460-00	12 - 4	6DA-42678-00	2 - 15
6DA-11381-00	6 - 25	6DA-12552-00	7 - 13	69J-13716-00	12 - 21	6BB-15316-00	33 - 27	6DA-24462-00	10 - 23	63P-42681-20	2 - 19
	54 - 14	6AW-12572-00	27 - 4		28 - 36	6DA-15319-00	6 - 46	6P3-24469-00	14 - 11	6DA-42697-00	2 - 14
60V-11382-A0	6 - 16	6DA-12576-00	7 - 1	6DA-13751-00	9 - 1	6DA-15353-00	3 - 7	6CB-24482-00	12 - 19	6DA-42710-00-8D	25 - 1
	54 - 13		11 - 6	6DA-13761-00	10 - 8		54 - 6	6DA-24491-00	10 - 17	648-42715-00	28 - 28
6DA-11410-00	4 - 1	6DA-12578-00	7 - 6	6AW-13781-00	12 - 29	6DA-15362-00	34 - 19	6DA-24492-00	10 - 16	63P-42716-00	25 - 7
6DA-11416-00	4 - 5	6DA-12579-00	7 - 11	6AW-13784-00	12 - 32	6G8-15363-00	6 - 44	6CB-24501-01	1 - 9	6DA-42717-00	25 - 23
6DA-11416-10	4 - 5	6R3-12581-00	27 - 5	6DA-13881-00	9 - 19	6DA-15373-00	9 - 9		12 - 3	69J-42723-01	20 - 14
6DA-11416-20	4 - 5	6AW-12582-00	27 - 6	6DA-13892-00	12 - 11	6DA-15377-00	34 - 20	6P3-24519-00	14 - 12	6E5-42724-00	33 - 7
6DA-11417-00	4 - 6	6R3-12583-00	27 - 7	6DA-13893-00	12 - 12	6DA-15411-00-9S	3 - 26	6P3-24560-03	14 - 8	6DA-42725-00	25 - 2
6DA-11417-10	4 - 6	6DA-12589-00	7 - 2	6CB-13906-01	12 - 8	6DA-15412-00	3 - 12	6P3-24562-03	14 - 10	6H1-42726-21	27 - 1
6DA-11417-20	4 - 6		7 - 15	6P2-13907-20	12 - 23	6DA-15414-00-9S	3 - 4	6P3-24563-01	1 - 13	61A-42727-00	25 - 27
6DA-11426-00	4 - 7	6P2-12615-00	8 - 18	63P-13915-00	1 - 11	6DA-15423-00-9S	3 - 6		14 - 9	6DA-42740-00	26 - 1
6DA-11427-00	4 - 8	6P2-12623-00	8 - 16		12 - 24	6DA-15451-00	3 - 27	6P3-24564-00	1 - 14	6DA-42741-10-8D	26 - 1
6CB-11478-00	4 - 2	6P2-12645-20	8 - 15	6AW-1410B-00	10 - 9		54 - 17		14 - 13	6DA-42744-00	3 - 34
6DA-11500-00	3 - 22	6P2-12663-00	8 - 17	6DA-14146-00	12 - 10	6DA-2134X-00	10 - 30	6DA-24566-00	14 - 14	6BG-42748-00	16 - 17
63P-11512-00	3 - 25	6S5-12858-00	6 - 40	6P2-14149-00	12 - 35	6E5-21744-00	11 - 20	6DA-24596-00	14 - 6	6H4-42748-00	25 - 25
6DA-11590-00	8 - 21	6CB-13016-00	1 - 10	6DA-14180-00	12 - 1	6DA-2416A-00	11 - 12	69J-28100-01	14 - 21	68F-42753-00	25 - 30
6DA-11595-00	8 - 24		12 - 5	6DA-14181-00	12 - 14	6P2-24170-00	10 - 27	67F-2812A-00	17 - 28	63P-42756-00	27 - 12
6FA-115A0-00	8 - 13	6AW-13119-00	34 - 14	6DA-14182-00	12 - 2	63P-2419A-01	10 - 28	6DA-41113-00-9S	6 - 8	6CB-42761-00	25 - 4
6CB-11603-00	4 - 12	6AW-13132-00	12 - 25	6P2-14191-00	12 - 15	6CB-24217-00	12 - 7	6DA-41114-00	6 - 9	6DA-42769-00	33 - 8
6DA-11631-10-94	4 - 11	6DA-13152-00	9 - 3	6CB-14216-00	12 - 6	6Y2-24307-50	15 - 1		54 - 12	6DA-42770-00	26 - 2

NUMERICAL INDEX  
INDICE NUMERICO

PART NO. CODIGO N°	REF. NO.	PART NO. CODIGO N°	REF. NO.	PART NO. CODIGO N°	REF. NO.	PART NO. CODIGO N°	REF. NO.	PART NO. CODIGO N°	REF. NO.	PART NO. CODIGO N°	REF. NO.
6EE-42794-40	25 - 32	64E-4384N-00	31 - 31	703-44189-20	42 - 36	69J-45127-00	33 - 19	6G5-45536-01	35 - 9	6E5-45587-01	37 - 40
6EE-42794-50	25 - 33	64E-43850-00	32 - 15	703-44189-30	42 - 42		55 - 9		37 - 10	6E5-45587-10	35 - 39
6DA-42815-00-8D	25 - 8	64E-43851-00	32 - 11	6X3-44191-00	42 - 47	6BB-45152-01	33 - 28	61A-45538-00	35 - 20		37 - 40
6DA-42816-01-8D	25 - 9	64E-43855-00	32 - 14	61A-44311-01	35 - 24	6C5-45155-00	33 - 31		37 - 21	6E5-45587-20	35 - 39
6DA-42817-01-8D	25 - 10	64E-43858-00	32 - 12		37 - 25	6DA-45155-00	33 - 31	6DA-45551-00	35 - 46		37 - 40
6CB-42818-00	25 - 14	6AW-43858-00	32 - 18	6E5-44312-00	35 - 29	63P-45181-01-9S	33 - 17		37 - 47	6E5-45587-30	35 - 39
6CB-42819-00	25 - 15	6E5-43858-00	31 - 29		37 - 30	6J9-45214-00	36 - 10	6DA-45560-00	35 - 48		37 - 40
64E-43111-02-8D	29 - 1	72X-43858-00	32 - 5	6E5-44315-A0	35 - 33		38 - 9	6DB-45560-00	37 - 49	6E5-45587-40	35 - 39
64E-43112-02-8D	29 - 9	64E-43859-00	32 - 13		37 - 34	6J9-45215-00	36 - 11	6G5-45567-01	35 - 5		37 - 40
64E-43126-00	29 - 39	64E-43860-01	32 - 20		55 - 16		38 - 10		37 - 6	6E5-45587-50	35 - 39
64E-43131-30	29 - 14	6E5-43862-00	31 - 11		55 - 27	6AW-45251-00	1 - 15	6G5-45567-10	35 - 5		37 - 40
64E-43139-10	30 - 1		31 - 15	61A-44322-02	35 - 25		29 - 2		37 - 6	6E5-45587-60	35 - 39
66T-43144-00	25 - 18	6G5-43863-00	32 - 10		37 - 26	6DA-45300-00-8D	35 - 1	6G5-45567-20	35 - 5		37 - 40
6G5-43144-00	29 - 29	6E5-43864-00	31 - 21		55 - 22	6DA-45300-10-8D	35 - 1		37 - 6	6J9-45611-01	35 - 49
6E5-43145-01	39 - 8	6G5-43864-00	31 - 20	6G5-44323-01	35 - 32	6DB-45300-10-8D	37 - 1	6G5-45567-30	35 - 5	6K1-45611-10	37 - 51
6G5-43148-00	29 - 34	64E-43865-00	32 - 16		37 - 33	6J9-45301-07-8D	35 - 2		37 - 6	6DA-45631-00	35 - 56
6G5-43181-02	29 - 31	6G5-43865-01	32 - 35		55 - 26		37 - 2	6G5-45567-40	35 - 5		37 - 58
6G5-43185-02	29 - 32	64E-43866-00	31 - 10	6E5-44352-01	35 - 30	6E5-45318-00	33 - 23		37 - 6	6E5-45633-01	35 - 57
64E-43311-10-8D	29 - 25	64E-43867-00	31 - 9		37 - 31	6E5-45321-00	35 - 14	6G5-45567-50	35 - 5		37 - 59
64E-43311-20-8D	29 - 25	64E-43868-00	32 - 9		55 - 25		37 - 15		37 - 6	6E5-45634-02	35 - 50
61A-43376-00	30 - 6	64E-43869-00	31 - 27	6DA-44361-00	36 - 1	6E5-45331-00-9S	35 - 36	6G5-45567-60	35 - 5		37 - 52
63P-43800-06	31 - 1	6H1-4386K-10	32 - 29		38 - 1		37 - 37		37 - 6	68F-45970-10	36 - 21
64E-43802-00	32 - 8	6E5-43872-00	31 - 13	6DA-44361-10	36 - 1	6J9-45332-00-CA	35 - 58	6DB-45570-00	37 - 62	68G-45970-10	38 - 20
64E-43805-01	32 - 37	64E-43873-00	32 - 24	6E5-44365-00	35 - 28	6K1-45332-01-CA	37 - 60	6DA-45571-00	35 - 60	68F-45972-10	36 - 21
64E-4380F-00	32 - 33	6E5-43874-01	31 - 22		36 - 3	688-45341-10	35 - 7	6K1-45576-00	37 - 63	68G-45972-10	38 - 20
64E-4380J-00	32 - 30	6AW-43875-00	32 - 25		37 - 29		37 - 8	6G5-45576-10	35 - 61	68F-45974-10	36 - 21
63P-43810-02	31 - 6	64E-43879-01	32 - 27		38 - 2	6E5-45344-00	35 - 42	6G5-45577-02	35 - 65	68G-45974-10	38 - 20
64E-43811-02	31 - 7	64E-43879-11	32 - 26	6E5-44366-00	33 - 30		37 - 43		37 - 69	68F-45976-10	36 - 21
6E5-43814-02	31 - 14	64E-4387A-00	32 - 23	6P2-44391-00	25 - 26	6J9-45371-01	1 - 17	6G5-45577-10	35 - 65	68G-45976-10	38 - 20
64E-43816-00	32 - 17	67H-43880-04	32 - 28	63P-44511-00	30 - 36		36 - 14		37 - 69	68F-45978-10	36 - 21
64E-43817-00	31 - 5	64E-43883-00	31 - 12	6DA-44514-00	30 - 28	6K1-45371-02	1 - 17	6G5-45577-20	35 - 65	68G-45978-10	38 - 20
64E-43817-11	32 - 19	64E-4388E-01	31 - 26	6DA-44526-00	30 - 32		38 - 13		37 - 69	63P-45987-00	36 - 16
6BC-43818-00	29 - 23	64E-4388E-11	32 - 1	6G5-44526-00	29 - 3	688-45375-00	35 - 11	6G5-45577-30	35 - 65		38 - 15
64E-4381G-00	31 - 28	6AW-4388J-00	31 - 3	6DA-44532-00	30 - 33		37 - 12		37 - 69	6CE-45997-00	36 - 17
64E-43820-03	31 - 16	64E-43891-00	32 - 31	69J-44533-00	30 - 22	663-45376-00	35 - 10	6G5-45577-40	35 - 65		38 - 16
64E-43821-03	31 - 17	64E-43892-00	32 - 34	68V-44551-00-8D	30 - 13		37 - 11		37 - 69	6CE-45C81-00	36 - 22
64E-43822-00	31 - 18	6E5-43896-00	32 - 9	6DA-44551-00-CA	30 - 13	63P-45378-00	35 - 12	6G5-45577-50	35 - 65		38 - 21
64E-43825-03	31 - 2	64E-43897-00	31 - 25	6DA-44552-00-CA	30 - 25		37 - 13		37 - 69	704-48119-31	43 - 59
64E-43827-00	32 - 22	64E-43898-00	31 - 8	63P-44553-00-8D	30 - 25	63P-45379-00	33 - 35	6G5-45577-60	35 - 65	704-48119-41	44 - 68
64E-43828-01	31 - 23	63P-44117-01	28 - 8	60V-44555-00	30 - 16	6G5-45383-01	35 - 68		37 - 69	EL8-48127-00	43 - 23
64E-43829-01	31 - 24	63P-44118-00	28 - 23	63P-44555-00	30 - 16		37 - 71		37 - 65		44 - 23
64E-4382G-00	31 - 30	6DA-44120-01	28 - 18	63P-44556-00-8D	30 - 26	6G5-45384-02	35 - 69	6K1-45578-01	37 - 65	704-48128-00	44 - 62
64E-43830-01	32 - 4	6DA-44120-11	28 - 18	61A-44575-00	30 - 15		37 - 72	6K1-45578-10	37 - 65	703-48128-10	42 - 39
64E-43831-00	32 - 2	6DA-44121-00	28 - 16	6DA-44575-00	30 - 15	63P-45501-01	35 - 45	6K1-45578-20	37 - 65	703-48129-00	42 - 41
6AW-43841-00	32 - 7	63P-44122-00	28 - 13	6DA-45111-00-8D	33 - 20	63P-45501-11	35 - 45	6K1-45578-30	37 - 65	704-48129-00	43 - 2
64E-43843-00	32 - 6	63P-44150-01	35 - 18	6DA-45111-10-8D	33 - 20		37 - 46	6K1-45578-40	37 - 65		44 - 2
64E-43843-10	32 - 38	64P-44150-01	37 - 19	69J-45123-00	33 - 13	61A-45527-00	35 - 23	6K1-45578-50	37 - 65	704-48144-10	43 - 50
64E-4384J-00	31 - 19	6DA-44176-00	28 - 7		55 - 6		37 - 24	6E5-45587-01	35 - 39	704-48144-20	44 - 50

NUMERICAL INDEX  
INDICE NUMERICO

PART NO. CODIGO N°	REF. NO.	PART NO. CODIGO N°	REF. NO.	PART NO. CODIGO N°	REF. NO.	PART NO. CODIGO N°	REF. NO.	PART NO. CODIGO N°	REF. NO.	PART NO. CODIGO N°	REF. NO.
703-48152-10	42 - 6	703-48227-00	42 - 30	704-48262-00	43 - 8	6E5-61313-00	40 - 2	6DA-81952-00	17 - 10	704-82540-20	43 - 10
703-48153-00	42 - 61	704-48229-P1	43 - 35		44 - 8	6E5-61315-00	40 - 4	6AW-8195A-00	17 - 19	704-82540-30	44 - 10
704-48153-00	43 - 55		44 - 35	703-48264-00	42 - 8	6E5-61350-02	39 - 1	6DA-81960-00	18 - 1	6DA-82553-00	20 - 10
	44 - 55	704-48229-R0	44 - 60	704-48264-00	43 - 9	6E5-61351-01	39 - 2	6DA-81975-00	18 - 2	6Y8-82553-21	52 - 2
704-48156-00	44 - 63	704-48231-00	43 - 25		44 - 9	6E5-61355-00	39 - 5	6EE-81994-40	16 - 29	6Y8-82553-31	51 - 10
EL8-48164-00	43 - 41		44 - 25	703-48265-00	42 - 11	6H5-81315-00	49 - 17	6EE-81994-50	16 - 30	682-82556-00	42 - 53
	44 - 41	703-48232-00	42 - 2	704-48265-00	43 - 4	6DA-8132G-00	16 - 20	6AH-81996-00	25 - 34		47 - 8
704-48166-00	43 - 56	704-48232-P1	43 - 40		44 - 4	6DA-81336-00	17 - 30	6DA-82105-01	18 - 24		48 - 8
	44 - 56		44 - 40	703-48268-00	42 - 7	6DA-81337-00	16 - 13	6P2-82113-00	17 - 27		53 - 7
704-48167-01	43 - 61	704-48233-00	43 - 53	703-48271-00	42 - 3	6DA-81410-00	16 - 3	6Y5-82117-00	45 - 14	6P2-82560-01	18 - 15
704-48167-11	44 - 69		44 - 53	704-48271-00	43 - 22	6CB-81639-10	17 - 24	6E5-82148-00	29 - 6	69J-82563-01	20 - 13
704-48176-00	43 - 51	703-48234-00	42 - 20		44 - 22	6CB-81800-00	24 - 1		29 - 10	703-82563-20	42 - 57
704-48176-10	44 - 51	704-48234-00	43 - 48	6Y8-48277-00	49 - 16	69J-81801-00	24 - 5	66K-82149-00	29 - 28	704-82563-41	43 - 34
704-48178-00	44 - 66		44 - 48	EL8-48279-00	43 - 47	6CB-81807-00	24 - 8	6DA-82149-00	29 - 28	704-82563-51	44 - 34
704-48178-10	43 - 60	703-48235-00	42 - 5		44 - 47	6CB-81809-00	24 - 14	1E6-82151-00	45 - 13	704-82563-H1	44 - 61
703-48189-00	42 - 19	704-48235-00	43 - 54	703-48281-00	42 - 35	67F-81810-00	24 - 3		46 - 7	704-82563-J1	44 - 64
EL8-48191-00	43 - 16		44 - 54	704-48281-00	43 - 13	67F-81813-00	24 - 6	67F-82151-00	17 - 22	6Y8-82570-04	53 - 1
	44 - 16	703-48236-00	42 - 18		44 - 13	6CB-81820-00	24 - 7	6G1-82151-00	51 - 14	61B-82570-06	48 - 1
704-48192-00	43 - 44	703-48238-00	42 - 24	EL8-48281-00	43 - 11	67F-81821-00	24 - 11	6P2-82151-00	17 - 18	6R5-82570-06	47 - 1
	44 - 44	704-48238-00	43 - 39		44 - 11	6DA-81822-00	21 - 8	67F-82151-10	17 - 23	6Y8-82571-01	53 - 2
704-48192-P0	43 - 52		44 - 39	704-48283-00	43 - 17	6CB-81826-00	24 - 22	67F-82151-40	17 - 20	6K1-82571-02	48 - 2
	44 - 52	EL8-48241-00	43 - 26		44 - 17	69J-81828-00	24 - 23	67F-82151-50	17 - 21	704-82571-02	47 - 2
703-48198-00	42 - 16		44 - 26	703-48284-10	42 - 58	67F-81830-00	24 - 16	6DA-82170-02	17 - 17	688-82575-01	42 - 52
704-48205-P1	41 - 2	704-48242-10	43 - 42	704-48284-P0	43 - 57	6CB-81832-00	24 - 9	6CB-82310-00	19 - 5		47 - 7
	43 - 1		44 - 42		44 - 57	6CB-81836-00	24 - 10	6DA-82314-00	19 - 7	6K1-82575-01	48 - 7
703-48207-20	41 - 1	703-48243-00	42 - 17	704-48285-10	44 - 65	6C5-81839-00	24 - 19	6A0-82317-00	16 - 16		53 - 6
	42 - 1	703-48244-00	42 - 23	701-48287-00	42 - 45	67F-8183R-00	24 - 13	6DA-82388-00	18 - 18	703-82577-00	42 - 49
704-48207-P1	41 - 3	EL8-48244-00	43 - 30	704-48287-00	43 - 20	60V-8183T-00	24 - 17		21 - 11	676-82577-01	47 - 5
	44 - 1		44 - 30		44 - 20	6P2-8183X-00	18 - 6	6DA-82389-00	18 - 19		48 - 5
703-48211-10	42 - 25	703-48245-00	42 - 13	703-48293-10	42 - 44	69J-81840-00	24 - 4	6D8-82389-01	19 - 1		53 - 4
703-48212-10	42 - 26	EL8-48245-00	43 - 31	701-48320-50	41 - 4	67F-81841-00	24 - 12	6DA-82398-00	16 - 24	6C5-8257V-00	17 - 31
703-48213-10	42 - 27		44 - 31	701-48320-60	41 - 4	6CB-81842-00	24 - 18	6Y8-82507-00	53 - 10	64D-82581-00	47 - 9
703-48215-10	42 - 46	701-48246-00	43 - 5	701-48320-80	41 - 4	67F-81846-00	24 - 24	6Y8-82509-10	49 - 8		53 - 11
704-48215-21	43 - 12		44 - 5	6E5-48344-00	28 - 5	67F-81850-00	24 - 2	61B-82510-02	48 - 4	68F-82582-00	21 - 7
704-48215-30	44 - 12	703-48246-00	42 - 29		28 - 39	6C5-81869-00	24 - 21	6R5-82510-03	47 - 4	6DA-82582-00	20 - 2
703-48219-10	42 - 34	701-48248-00	42 - 15	703-48345-01	42 - 21	67F-81891-00	24 - 15	6Y8-82510-03	53 - 3	6DA-82582-10	20 - 3
704-48219-P0	43 - 49		43 - 38		43 - 19	6DA-81919-00	17 - 33	703-82510-44	42 - 48	6Y8-82582-11	20 - 4
	44 - 49		44 - 38		44 - 19	6Y8-81920-01	51 - 7	6Y8-82521-11	49 - 15		51 - 15
703-48221-10	42 - 28	EL8-48251-00	43 - 3	701-48350-00	41 - 4	6Y8-81920-11	51 - 9		51 - 11	69J-82587-00	20 - 15
704-48221-P0	43 - 58		44 - 3	701-48350-20	41 - 4		52 - 1	6Y8-82521-51	51 - 12	6E9-82588-00	18 - 16
	44 - 67	703-48252-00	42 - 14	703-48358-00	42 - 22	60V-81925-00	21 - 6		52 - 3	61A-82588-01	28 - 10
703-48222-20	42 - 31	EL8-48254-00	43 - 27		43 - 24	6C5-81941-00	24 - 20	703-82531-00	42 - 51	61B-82588-01	48 - 3
704-48222-P0	43 - 32		44 - 27		44 - 24	6DA-81942-00	18 - 13	6K1-82532-00	42 - 50	6R5-82588-01	47 - 3
	44 - 32	EL8-48259-00	43 - 7	6DA-48531-00	28 - 1	6DA-81948-00	17 - 5	6YC-82532-00	51 - 5	61B-8258A-01	48 - 24
703-48223-10	42 - 32		44 - 7	6E5-48538-00	28 - 3	69J-81949-02	20 - 21	703-82532-00	47 - 6		53 - 19
703-48225-10	42 - 33	704-48261-00	43 - 15	6E5-61301-01	40 - 1	63P-81950-00	18 - 5		48 - 6	688-8258A-20	42 - 54
6X3-48225-20	43 - 43		44 - 15	6E5-61303-00	40 - 5	68V-81950-00	53 - 9		53 - 5	6K1-8258A-40	47 - 18
	44 - 43	703-48261-01	42 - 4	6E5-61311-11	40 - 3	704-81950-10	44 - 58	703-82540-00	42 - 55		48 - 23

NUMERICAL INDEX  
INDICE NUMERICO

PART NO. CODIGO N°	REF. NO.	PART NO. CODIGO N°	REF. NO.	PART NO. CODIGO N°	REF. NO.	PART NO. CODIGO N°	REF. NO.	PART NO. CODIGO N°	REF. NO.	PART NO. CODIGO N°	REF. NO.
6DA-82590-00	20 - 1	68F-85119-00	17 - 13	K0F-A3751-L0	8 - 8	90105-10M00	38 - 14	90167-05017	2 - 4	90250-08M07	37 - 57
704-82590-10	44 - 59	6Y8-85371-01	51 - 8	K0F-A3751-M0	8 - 8	90105-14009	30 - 30	90167-06M00	49 - 12	90269-07003	25 - 28
703-82591-00	42 - 59	60V-85516-00	10 - 21	K0F-A3751-N0	8 - 8	90105-14012	30 - 21	90169-05M00	18 - 14	90280-04M05	35 - 31
703-82592-00	42 - 60	68F-85516-01	17 - 6	K0F-A3751-P0	8 - 8	90109-08019	28 - 33	90170-09M05	40 - 10		37 - 32
704-82594-00	43 - 33		17 - 11	K0F-A3751-R0	8 - 8	90111-06142	26 - 4	90170-14M06	40 - 6		55 - 30
	44 - 33	6CB-85544-00	17 - 25	K0F-A3751-S0	8 - 8	90111-06144	26 - 3	90170-16M01	35 - 47	90282-04M00	35 - 67
60V-8259F-00	28 - 31	689-85547-00	14 - 1	K0F-A3751-T0	8 - 8	90111-08078	2 - 6		37 - 48		37 - 70
69J-8259F-00	28 - 9	6DA-85548-00	17 - 14	K0F-A3753-00	8 - 8	90119-06023	3 - 13	90171-18M04	36 - 19	90338-25004	3 - 14
6DA-8259M-00	20 - 9	6DA-85561-00	16 - 6	K0F-A3753-10	8 - 8	90119-06078	6 - 38		38 - 18	90340-08002	35 - 6
63P-825E0-01	50 - 1	6CB-85580-00	16 - 5	K0F-A3753-20	8 - 8	90119-06126	28 - 38	90173-06001	26 - 7		37 - 7
68F-82846-00	17 - 26	6CJ-85780-00	20 - 18	K0F-A3753-30	8 - 8	90119-06M10	35 - 17	90179-08003	21 - 5	90340-14M06	5 - 9
6R5-83383-00	47 - 13	6CB-85790-00	20 - 11	K0F-A3753-40	8 - 8		37 - 18	90183-061A6	26 - 8		34 - 6
	48 - 13	61B-85830-01	48 - 14	K0F-A3753-50	8 - 8	90119-06M17	10 - 20	90185-05002	36 - 13	90340-18M09	6 - 35
	53 - 8	6P2-85896-00	19 - 9	K0F-A3753-60	8 - 8		10 - 35		38 - 12	90344-51019	5 - 4
6X4-83383-00	49 - 5	6DA-8591A-02	17 - 1	K0F-A3753-70	8 - 8		14 - 15	90185-09M01	39 - 6	90386-06M12	28 - 17
703-83383-11	42 - 56	6DA-85991-00	17 - 3	6DA-W0001-01	54 - 1	90119-06M18	33 - 36		40 - 11	90386-10M16	29 - 33
6X4-83386-00	49 - 6	6C5-86120-00	10 - 31	63P-W0001-21	55 - 1	90119-06M24	10 - 12	90185-14M00	30 - 34	90386-12069	28 - 30
6Y5-8350T-91	45 - 1	6CB-86120-00	6 - 1	61A-W0078-A3	1 - 19	90119-06M61	16 - 19	90185-22M11	29 - 19	90386-15M73	25 - 11
	46 - 1	6Y8-86260-12	49 - 2		55 - 21	90119-06M81	3 - 16	90201-06M30	49 - 13	90386-16M66	28 - 20
6YC-83512-00	51 - 2	6AA-86261-22	49 - 3	6DA-W009A-00-9S	5 - 1	90119-06MA3	3 - 28	90201-10060	29 - 21	90386-22M98	29 - 24
6Y5-83533-T2	45 - 9	6Y8-86267-00	49 - 1	6DA-W009B-02-9S	3 - 1		6 - 17	90201-10M20	39 - 7		29 - 40
6Y5-83553-00	46 - 6	6Y5-87122-S0	45 - 11	6CB-W1165-00	4 - 9	90119-07001	5 - 7	90201-10M76	40 - 8	90386-25M31	29 - 17
6Y8-83553-01	51 - 13	6YC-87278-00	51 - 3	6DA-W4624-00	8 - 20	90119-07234	5 - 8	90201-12426	29 - 46	90386-38M32	30 - 11
6Y5-83553-M0	45 - 12	6DA-8A410-00	28 - 35	6DA-W8145-00	16 - 1	90119-08020	9 - 14	90201-13M01	29 - 45	90387-05004	50 - 5
6Y5-83557-10	45 - 16	K0F-A3233-00	4 - 14	6AW-W9011-00	16 - 2	90119-08102	33 - 2	90201-156J2	25 - 12	90387-06176	17 - 7
6E5-83558-00	33 - 32	K0F-A3741-00	8 - 5	90101-09M70	40 - 9	90119-08M14	35 - 35	90201-15M58	30 - 20		17 - 12
6Y5-8355X-T1	45 - 5	K0F-A3742-00	8 - 6	90101-12M05	29 - 44		37 - 36	90201-16M01	30 - 31	90387-06263	34 - 9
	45 - 10	K0F-A3743-00	8 - 3	90101-14004	30 - 21		55 - 29	90201-16M55	30 - 19	90387-06283	10 - 1
	46 - 5	K0F-A3751-00	8 - 8	90105-06028	3 - 5	90119-08M22	25 - 22	90201-186F1	6 - 36	90387-06289	10 - 22
6Y8-8356N-01	51 - 6	K0F-A3751-10	8 - 8		6 - 10	90119-08M58	33 - 5		54 - 15		10 - 34
6Y5-83570-S6	45 - 6	K0F-A3751-20	8 - 8		6 - 26	90119-08M66	3 - 20	90201-22M01	35 - 21		14 - 17
63P-83614-01	20 - 16	K0F-A3751-30	8 - 8		6 - 34	90119-10007	33 - 21		37 - 22	90387-06M43	26 - 11
6K1-83614-01	48 - 9	K0F-A3751-40	8 - 8	90105-06035	6 - 3	90119-10024	30 - 29	90201-26015	37 - 50	90387-06M69	16 - 18
6AW-83651-00	20 - 12	K0F-A3751-50	8 - 8	90105-06037	6 - 48	90119-10050	8 - 14	90201-26M59	29 - 18	90387-07028	26 - 6
6Y5-83653-30	45 - 15	K0F-A3751-60	8 - 8	90105-06054	10 - 3	90119-10M07	8 - 22	90201-30M92	35 - 66	90387-08M37	25 - 21
6Y5-83653-40	46 - 8	K0F-A3751-70	8 - 8	90105-06151	5 - 21	90119-10MA2	36 - 9	90201-35008	30 - 17	90387-08M45	2 - 9
6AW-8366B-01	22 - 1	K0F-A3751-80	8 - 8		6 - 43		38 - 8	90201-38M60	30 - 9	90387-10094	2 - 7
	23 - 2	K0F-A3751-90	8 - 8	90105-06196	3 - 36	90149-05M05	47 - 14	90202-08M20	28 - 14	90387-10M05	29 - 36
63P-8366C-00	23 - 1	K0F-A3751-A0	8 - 8	90105-06M07	5 - 14		48 - 19	90202-16061	28 - 21	90387-10M61	39 - 3
60V-8366D-00	22 - 2	K0F-A3751-B0	8 - 8		6 - 21		53 - 15		36 - 4	90387-11005	5 - 18
6DA-8366G-00	27 - 15	K0F-A3751-C0	8 - 8	90105-06M08	10 - 11	90151-05M05	6 - 6		38 - 3	90387-14004	30 - 37
67H-83672-01	30 - 3	K0F-A3751-D0	8 - 8		10 - 14	90152-05M08	36 - 12	90202-32M19	30 - 18	90430-06M03	5 - 15
68F-83688-10	9 - 15	K0F-A3751-E0	8 - 8	90105-08175	3 - 24		38 - 11	90202-40M47	30 - 12		6 - 22
6YC-83710-00	51 - 1	K0F-A3751-F0	8 - 8		5 - 20	90155-11002	5 - 19	90206-15M18	25 - 13	90430-08020	1 - 16
6Y8-8454G-00	49 - 11	K0F-A3751-G0	8 - 8	90105-08M87	21 - 10	90159-05059	30 - 2	90206-22M19	35 - 22		35 - 8
6P2-85075-00	19 - 10	K0F-A3751-H0	8 - 8	90105-10406	3 - 19		50 - 4		37 - 23		37 - 9
72X-85075-L0	32 - 21	K0F-A3751-J0	8 - 8		3 - 23	90159-06053	26 - 9	90249-06M19	29 - 35		55 - 11
68F-85119-00	17 - 8	K0F-A3751-K0	8 - 8	90105-10M00	36 - 15	90159-06M28	26 - 3	90250-08M07	35 - 55	90430-14115	5 - 10

NUMERICAL INDEX  
INDICE NUMERICO

PART NO. CODIGO N°	REF. NO.	PART NO. CODIGO N°	REF. NO.	PART NO. CODIGO N°	REF. NO.	PART NO. CODIGO N°	REF. NO.	PART NO. CODIGO N°	REF. NO.	PART NO. CODIGO N°	REF. NO.
90430-14115	54 - 2	90464-20181	9 - 21	90480-13163	25 - 29	92990-06600	48 - 18	93210-12648	3 - 18	93390-000U2	37 - 4
90430-14M09	1 - 7		13 - 1	90480-13M24	26 - 10	92990-08600	2 - 8		54 - 10	93410-16006	28 - 22
	34 - 7		16 - 23	90480-14031	10 - 33		42 - 38	93210-13M63	6 - 7	93410-22M11	29 - 41
	55 - 3		17 - 15	90480-15013	14 - 16	92990-18200	36 - 18		54 - 11	93410-37M04	30 - 14
90445-07010	33 - 34		18 - 21	90480-16009	26 - 5		38 - 17	93210-16275	39 - 9	93420-36M01	33 - 24
90445-07018	33 - 34		19 - 3	90480-16025	16 - 14	92995-05100	9 - 17	93210-19MJ3	34 - 21	93430-06024	42 - 12
90445-07044	33 - 34		21 - 12	90480-20M05	6 - 13	92995-05600	9 - 18		54 - 24		43 - 6
90445-09008	7 - 4	90464-20258	25 - 31	90480-22M81	25 - 20		16 - 9	93210-24M79	6 - 45		44 - 6
90445-09120	11 - 3	90464-21256	27 - 9	90501-12082	28 - 27	92995-06600	18 - 4		54 - 25	93501-04M02	28 - 26
90445-10056	11 - 8	90464-26001	20 - 19	90501-16M11	6 - 12		18 - 9	93210-25552	3 - 11	93503-16003	35 - 54
90445-10057	7 - 14	90464-30003	20 - 20	90501-16M37	35 - 51		19 - 12		34 - 18		37 - 56
90445-13M01	15 - 2	90464-32002	18 - 11		37 - 53		20 - 6		54 - 7	93507-32009	35 - 52
90445-23002	36 - 2	90464-99004	9 - 8	90506-16003	29 - 38		21 - 2		54 - 22		37 - 54
90447-07008	22 - 5	90465-08M63	13 - 6	90506-18025	8 - 23		29 - 5	93210-25647	3 - 15	93511-32017	35 - 53
90462-12013	27 - 19		29 - 26	90506-22001	25 - 17		29 - 8		54 - 8		37 - 55
90464-06001	10 - 24	90465-08M83	7 - 16	90508-20M31	28 - 29		29 - 12	93210-357A3	6 - 47	93605-10108	8 - 10
90464-07M41	11 - 2	90465-11M10	7 - 7	90560-12M01	39 - 4		50 - 3		54 - 26		8 - 12
90464-09008	18 - 23		10 - 25	91490-40030	36 - 20	92995-08600	29 - 16	93210-37160	35 - 27	93606-12019	4 - 3
90464-09020	7 - 10		11 - 4		38 - 19		35 - 44		37 - 28		5 - 5
90464-09130	10 - 26		11 - 5	91690-30010	28 - 4		37 - 45		55 - 15		35 - 34
	16 - 22		13 - 13		28 - 25	92995-10100	36 - 7		55 - 24		37 - 35
	16 - 26		13 - 15	91690-30020	29 - 37		38 - 6	93210-37MH7	30 - 10		55 - 28
90464-09142	7 - 9		14 - 5	91690-40010	3 - 10	92995-10600	36 - 8	93210-55M14	35 - 41	93606-19M23	33 - 15
90464-09M21	7 - 5		14 - 20		3 - 29		38 - 7		37 - 42	93608-16M16	33 - 4
90464-09M31	7 - 12		22 - 4	91809-08006	5 - 6	92995-14600	30 - 24		55 - 18		33 - 22
90464-10011	11 - 15		27 - 3	91814-18002	3 - 3		30 - 35	93210-58144	35 - 15		34 - 4
90464-12002	16 - 4		27 - 10	92780-06020	43 - 28	93101-28M16	35 - 37		37 - 16		36 - 5
90464-12010	7 - 8		29 - 20		44 - 28		37 - 38		55 - 12		38 - 4
	13 - 3		30 - 5	92903-05100	47 - 11		55 - 17	93210-86M38	35 - 26	93700-06M01	28 - 32
90464-12183	9 - 10		33 - 33		47 - 16	93101-30M17	35 - 63		37 - 27	93700-06M03	28 - 34
	9 - 22		33 - 33		53 - 13		37 - 67		55 - 14		29 - 13
	18 - 10		45 - 17	92903-05600	47 - 17		55 - 19		55 - 23		29 - 27
90464-13013	22 - 6		49 - 10	92903-08100	18 - 27	93102-08M43	32 - 36	93210-97M55	35 - 64	94702-00400	1 - 18
90464-13249	18 - 22		50 - 6	92903-08600	21 - 4	93102-38008	8 - 19		37 - 68		5 - 25
	19 - 4	90465-11M59	6 - 27	92990-04100	45 - 3		54 - 20		55 - 20	95022-06035	16 - 11
	27 - 13		6 - 50		45 - 7	93102-85008	4 - 4	93306-209U0	35 - 59	95303-05600	47 - 15
90464-13260	13 - 17		20 - 8		46 - 3		54 - 19	93311-928U5	35 - 3	95303-05700	47 - 12
90464-15007	13 - 5	90465-13M30	25 - 3	92990-05100	48 - 11	93106-09014	35 - 16		37 - 3		53 - 14
90464-16001	11 - 10	90465-13M97	16 - 10		48 - 21		37 - 17	93315-43061	35 - 62	95333-08600	18 - 26
	11 - 23	90467-120A7	13 - 9		53 - 17		55 - 13		37 - 66	95380-04600	45 - 4
	11 - 24		13 - 12	92990-05300	43 - 36	93210-04279	49 - 9	93317-330U2	35 - 38		45 - 8
90464-16003	13 - 4	90468-18008	28 - 6		44 - 36	93210-07003	35 - 13		37 - 39		46 - 4
90464-18004	11 - 22		28 - 15	92990-05600	48 - 22		37 - 14	93332-00048	37 - 61	95380-05600	42 - 9
	13 - 16		28 - 40		53 - 18		55 - 10	93332-000V3	35 - 4		43 - 21
	27 - 18	90480-06M19	15 - 4	92990-06100	2 - 12	93210-08001	3 - 32	93341-440U5	37 - 64		44 - 21
	27 - 18	90480-12314	10 - 2		48 - 17		54 - 18	93341-465U4	37 - 5		48 - 12
90464-18246	18 - 12		16 - 15	92990-06300	43 - 46	93210-09165	28 - 19	93341-930V2	35 - 40		48 - 20
	27 - 17		19 - 8		44 - 46	93210-10M74	31 - 4		37 - 41		53 - 16

NUMERICAL INDEX  
INDICE NUMERICO

PART NO. CODIGO N°	REF. NO.	PART NO. CODIGO N°	REF. NO.	PART NO. CODIGO N°	REF. NO.	PART NO. CODIGO N°	REF. NO.	PART NO. CODIGO N°	REF. NO.	PART NO. CODIGO N°	REF. NO.
95380-06600	2 - 13	95895-06065	27 - 22	97880-06035	49 - 12						
	10 - 32	95895-08012	25 - 16	97885-05016	9 - 16						
	26 - 4	95895-08016	18 - 25	97885-06012	29 - 11						
	42 - 43	95895-08020	28 - 2	97890-05016	43 - 62						
	43 - 37	95895-08025	5 - 16		44 - 70						
	44 - 37	97003-05012	53 - 12	97890-05025	43 - 14						
	48 - 16	97013-08045	21 - 3		44 - 14						
95380-12600	29 - 47	97095-05020	16 - 8	97890-06018	43 - 45						
95380-14600	30 - 23	97095-06010	29 - 7		44 - 45						
95380-14700	40 - 7		29 - 30	97980-06216	33 - 26						
95604-14200	30 - 23	97095-06012	33 - 29		49 - 4						
95780-06300	49 - 14	97095-06016	20 - 5	97985-04116	28 - 11						
95780-08300	2 - 10		21 - 1	97985-04308	20 - 7						
95780-10300	30 - 7		50 - 2	97985-06216	30 - 4						
95812-06025	34 - 11	97095-06020	18 - 8	98507-04008	12 - 34						
95875-06025	9 - 4		19 - 11	98580-04006	42 - 40						
	9 - 6	97095-06030	29 - 4	98780-04016	3 - 9						
95875-08035	17 - 4	97095-06035	18 - 3		3 - 30						
95895-06010	13 - 7	97095-08020	29 - 15	98780-05018	43 - 29						
	29 - 42	97095-08025	35 - 43		44 - 29						
	29 - 43		37 - 44	98980-05010	48 - 10						
95895-06012	7 - 17	97095-10045	36 - 6	98980-06020	48 - 15						
	9 - 20		38 - 5	99001-08600	35 - 19						
	10 - 19	97303-05012	47 - 10		37 - 20						
	14 - 18	97380-05025	42 - 10	99590-08012	16 - 7						
	18 - 17	97380-06018	43 - 18	99590-10114	21 - 9						
	19 - 2		44 - 18	9E450-04533	45 - 2						
	20 - 17	97380-08030	42 - 37		46 - 2						
	25 - 19	97575-06516	8 - 25								
	27 - 14	97575-06535	28 - 24								
	27 - 16	97575-06540	34 - 17								
	27 - 20	97575-08535	33 - 14								
95895-06014	25 - 5		34 - 3								
95895-06016	10 - 29	97575-08540	6 - 23								
	16 - 21	97575-08560	9 - 2								
	16 - 25		33 - 11								
	17 - 9	97575-10530	29 - 22								
	18 - 20	97575-10535	33 - 6								
	21 - 13	97575-10540	30 - 27								
	22 - 3	97575-10545	33 - 3								
	34 - 22	97595-06550	28 - 12								
95895-06020	10 - 5	97595-06610	18 - 7								
	17 - 2	97607-04310	32 - 32								
95895-06025	14 - 7	97780-50620	17 - 29								
	19 - 6	97780-60520	27 - 11								
95895-06030	5 - 24	97780-60620	17 - 16								
	16 - 12		17 - 32								
95895-06040	27 - 24		49 - 7								